

CER(21)4685



Cereals, oilseeds and protein crops: Copa- Cogeca projections 2021/2022

30/06/2021

copa***cogeca**
european farmers european agri-cooperatives

EU-27 + UK Cereals: area - 2021 projections (million ha)

CROPS	Copa-Cogeca 2021/22	Copa-Cogeca 2020/21	Variation Y/Y ha	Variation Y/Y %
Soft wheat	21.63	20.65	+ 0.977	+ 4.7 %
Durum wheat	2.15	2.12	+ 0.0286	+ 1.3 %
Grain maize	8.62	8.76	- 0.1387	- 1.6 %
Barley	10.87	11.73	-0.291	- 2.6 %
Triticale	2.67	2.65	+ 0.0176	- 6.6 %
Oats	2.53	2.56	- 0.0349	- 1.4 %
Rye	2.15	2.23	- 0.0855	- 3.8 %
Sorghum	0.2	0.2	-	-
Other cereals	1.52	1.53	-	-
Total	52.10	51.76	+0.3398	+ 0.7 %
UK	3.15	2.98	+ 0.1683	+ 5.6 %



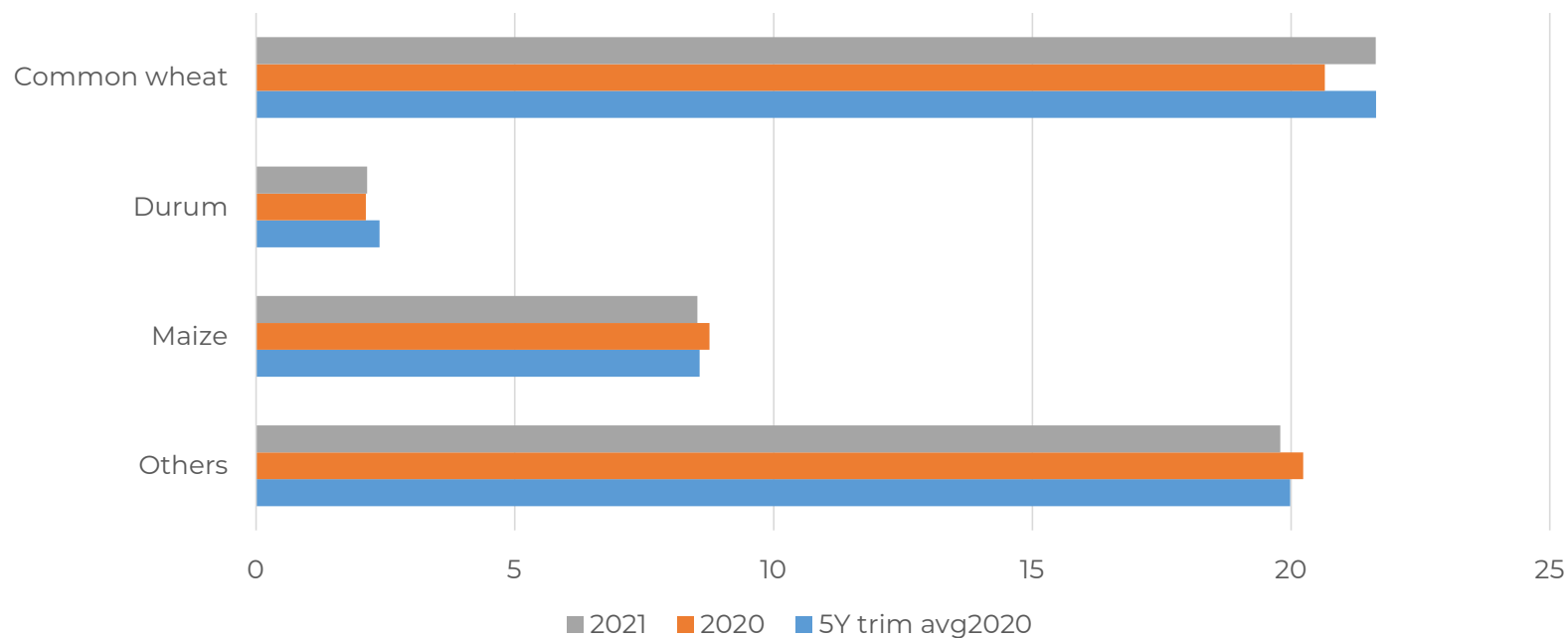
EU-27 + UK Cereals production harvest 2021 C-C June projections (million t)

CROPS	Copa-Cogeca 2021/22	Copa-Cogeca 2020/21	Variation Y/Y t	Variation Y/Y %
Soft wheat	130.33	121.79	+ 8.5343	+ 7.0 %
Durum wheat	7.45	7.14	+0.3055	+ 4.3 %
Grain maize	68.92	69.50	-0.5833	-0.8 %
Barley	52.37	55.35	- 2.9864	- 5.4 %
Triticale	11.43	11.11	+ 0.3134	+ 2.8 %
Oats	7.84	8.24	- 0.4032	- 4.9 %
Rye	8.82	9.18	-0.3638	- 4.0 %
Sorghum	0.99	1.06	- 0.0751	- 7.1 %
Other cereals	4.43	4.59	-0.1579	- 3.4 %
Total	292.45	287.99	+4.4685	+ 1.6 %
UK	23.43	18.81	+ 4.626	+ 5.6 %



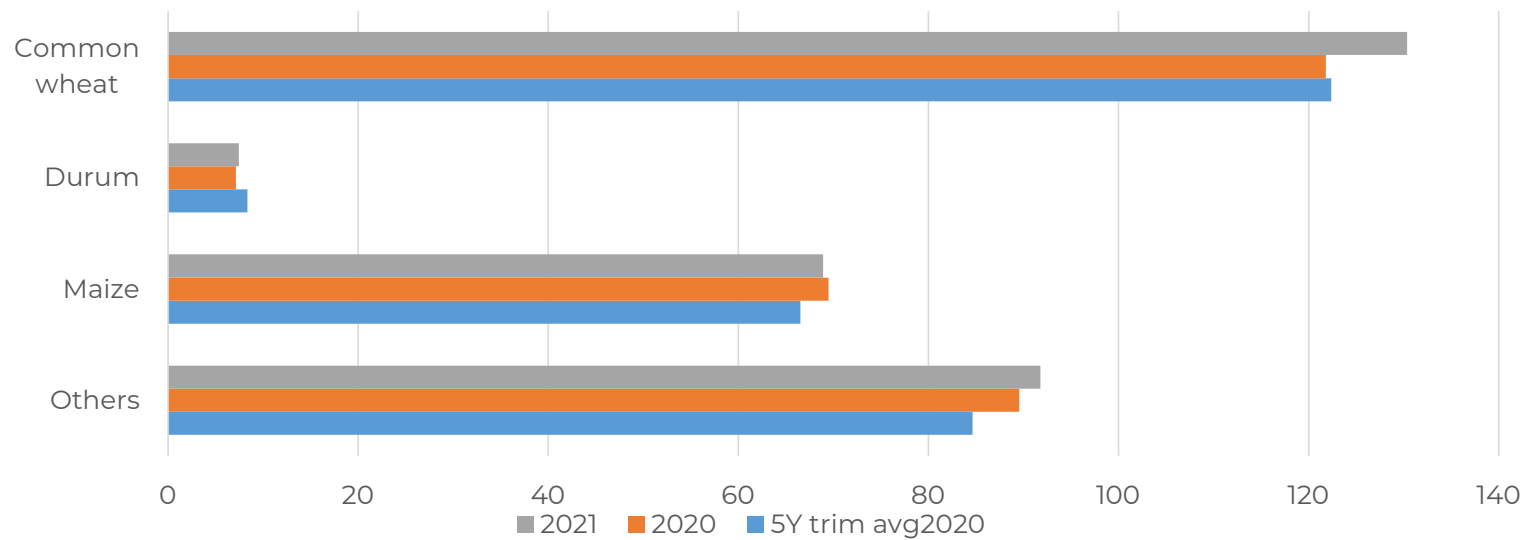
Cereals: Copa-Cogeca area projections 2021 vs 2020 vs DG AGRI 5Y trim avg

Area comparison 2021-2020-DG AGRI 5Y trim avg



Cereals: Copa-Cogeca production projections 2021 vs 2020 vs DG AGRI 5Y trim avg

Production comparison
2021-2020-DG AGRI 5Y trim avg



EU-27 + UK oilseeds + protein crops: area - 2021 projections (million ha)

CROPS	Copa-Cogeca 2021/22	Copa-Cogeca 2020/21	Variation Y/Y ha	Variation Y/Y %
Rapeseed	5.33	5.28	+0.0565	+ 1.1 %
Sunflower	4.28	4.51	-0.2301	- 5.1 %
Soya beans	0.98	0.95	+0.0343	+ 3.6 %
Total	10.64	10.79	-0.1392	-1.3 %
Field peas	0.94	0.85	+0.0853	+10 %
Faba beans	0.47	0.42	+0.0476	+11 %
Lupins	0.16	0.14	+0.0162	+11 %
Total	1.57	1.42	+0.1491	+10 %
UK Rapeseed	0.318	0.3797	- 0.0617	-16 %



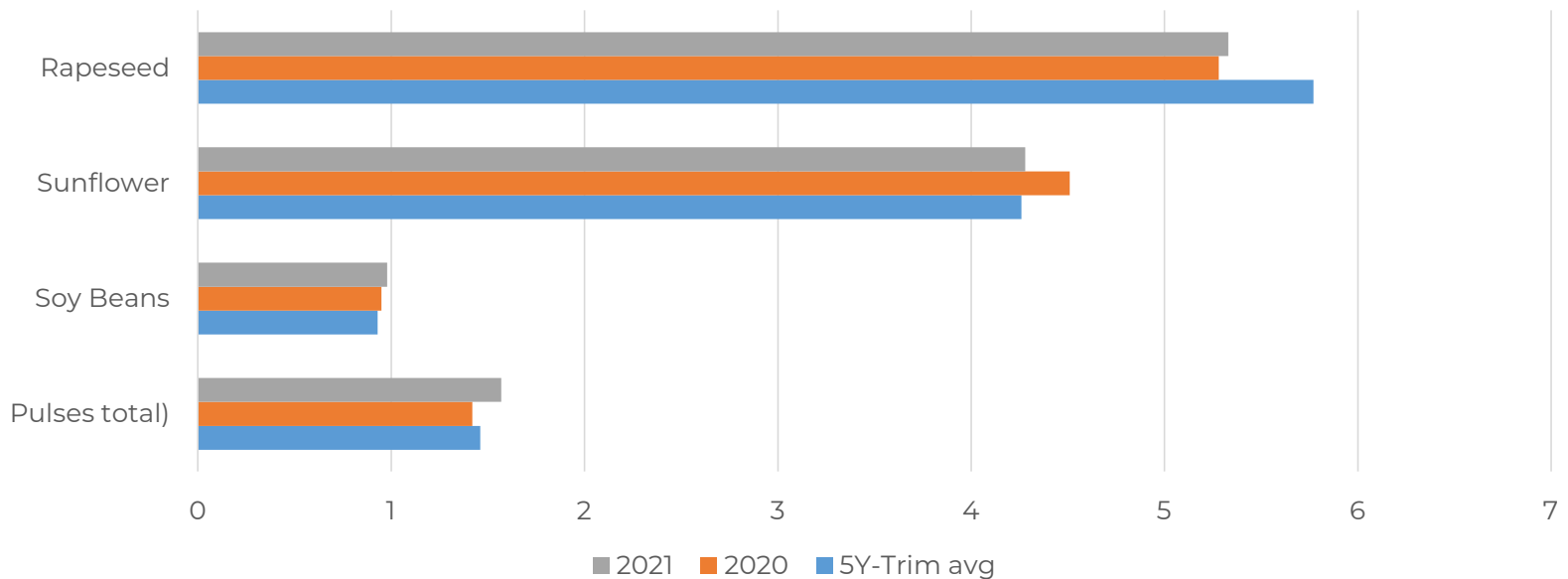
EU-27 oilseeds + protein crops production harvest 2021 C-C June projections (million t)

CROPS	Copa-Cogeca 2021/22	Copa-Cogeca 2020/21	Variation Y/Y t	Variation Y/Y %
Rapeseed	16.75	16.31	+ 0.4448	+ 2.7 %
Sunflower	10.34	8.81	+ 1.5296	+ 17.4 %
Soya beans	2.93	2.44	+ 0.492	+ 20.2 %
Total	30.12	27.65	+ 2.4698	+ 8.9 %
Field peas	2.50	2.21	+0.2875	+ 13%
Faba beans	1.21	1.12	+0.0975	+9 %
Lupins	0.21	0.21	+0.0013	+1 %
Total	3.93	3.54	+0.3864	+11%



Oilseeds + protein crops: Copa-Cogeca area projections 2021 vs 2020 vs DG AGRI 5Y trim avg

Area comparison 2021-2020-DG AGRI 5Y trim avg



Oilseeds + protein crops: Copa-Cogeca production projections 2021 vs 2020 vs DG AGRI 5y trim avg

Production comparison 2021-2020-DG AGRI 5Y trim avg

