

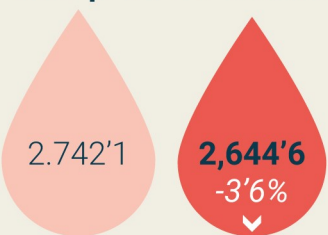
EXPORTACIONES VITIVINÍCOLAS ESPAÑOLAS.

ENVASADOS.

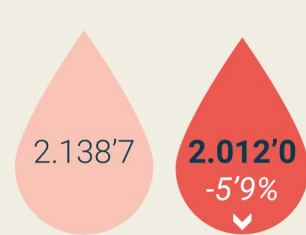
Dato acumulado enero - diciembre. Comparativa 2019 → 2020.

Infografía realizada gracias al acuerdo de colaboración de la OIVE con el OEMV.

Total prod. vitivinícolas




Total vino

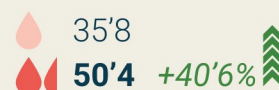


VOLUMEN (Mltr)


Espumoso



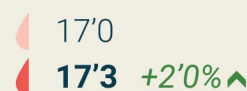
BiB



De aguja



De licor



Tranquilo envasado



DOP



Varietal



IGP



Sin DOP/IGP



Total prod. vitivinícolas



Total vino




VALOR (M€)

Espumoso



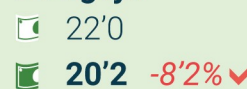
BiB



De licor



De aguja



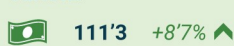
Tranquilo envasado



DOP



Varietal



IGP



Sin DOP/IGP

