



IOC

INTERNATIONAL OLIVE COUNCIL

*imprinting
the future*



60th

ANNIVERSARY

1959/2019

www.iocorg.org



OUTCOME OF THE 110TH SESSION



■ The session began on Monday 25 November with Egypt as Chair

Madrid - After an intense week of meetings, discussions and decision-making, the 110th session of the Council of Members concluded with 15 decisions were adopted by the Council of Members, including the new headquarters agreement between the Kingdom of Spain and the IOC, collaboration agreements with the University of J  n, the University of Barcelona and the Culinary Institute of America, as well as the revision of the organoleptic evaluation method and the commercial standard and the sensory analysis laboratory competence.

The Council of Members also approved the Quadrennial Strategic Plan, the Bi-Annual Budget and the 2020 Budget as well as the list of new members of the Advisory Committee.

The session began on Monday 25 November with Egypt as Chair. Meetings were held for the various committees of the IOC, dealing with issues related to administration and finance; economy and promotion; the Observatory; chemistry and standardisation; and technology and the environment. The week saw a number of events and achievements for the IOC. On Thursday 28 November, we celebrated World Olive Day, which was added to the UNESCO List of Intangible Cultural Heritage only the day before. It was also the 60th anniversary of the Organisation, and government officials and representatives from the diplomatic corps were invited to headquarters for a day of celebrations. The new Headquarters Agreement was signed that day, sealing the relationship between the Kingdom of Spain and the IOC. Also signed was an agreement between the IOC and the Santander Foundation, bringing the two institutions closer together. The latter organised a technical visit for the morning of 28 November for the guests, taking them on a guided tour of their collection of thousand-year old olive trees. The session ended on Friday 29 November with the adoption of 15 new decisions. Georgia, the newest member of the IOC, will assume the Chair on 1 January 2020.



GEORGIA RAISES A FLAG AND PLANTS A TREE FOR THE IOC

Madrid - Georgia will assume the Chair of the International Olive Council from 1 January 2020. Following alphabetical order, it will take over from Egypt once it has ratified the International Agreement on Olive Oil and Table Olives, 2015. On 28 November, during the celebrations for the 60th anniversary of the IOC, the Georgian authorities raised the flag in front of the headquarters building and planted a young Georgian olive tree.

The ceremony was held in the presence of numerous authorities who also took part in the celebrations for World Olive Day, which was recently recognised by UNESCO at its 40th General Conference.

The moment in which the tree was planted can be seen in the photo. Also pictured are the Executive Director of the IOC, Abdellatif Ghedira; the Deputy Minister of Agriculture and Environmental Protection Katia Tsilosani; the Ambassador of Georgia to Spain, Lila Giorgadze; and the owner of the largest Georgian olive oil company, George Svanidze.



NEW HEADQUARTERS AGREEMENT

The Agreement governing the IOC building was signed on 28 November

Madrid - The 27 articles that make up the new Headquarters Agreement outline the privileges and immunities of the International Olive Council and establishes its relationship with the Kingdom of Spain. The Agreement was signed by the Executive Director, Abdellatif Ghedira, and the Spanish Minister of Agriculture, Fisheries and Food, Luis Planas, on 28 November 2019 at the 60th anniversary celebrations of the Organisation. The text recognises, inter alia, the inviolability of the headquarters building in order to safeguard the aims and objectives of the IOC in the international field.

The Agreement was signed during a public ceremony for World Olive Day which was attended by government officials and representatives from the diplomatic corps. The day had just been officially recognised by UNESCO and added to its List of Intangible Cultural Heritage.





DECISIONS ADOPTED BY THE COUNCIL

Madrid - The following documents from the Chemistry and Standardisation Committee were adopted at the 110th session of the Council of Members of the International Olive Council:

- The trade standard for olive oils and olive-pomace oils IOC/T.15/NC No. 3/Rev. 14 which replaces and revokes the trade standard for olive oils and olive-pomace oils IOC/T.15/NC No. 3/Rev. 13 of June 2019.
- The method IOC/T.28/Doc. No. 1/Rev. 5 "Guidelines for meeting the requirements of ISO 17025 on the competence of sensory analysis laboratories, in particular with regard to virgin olive oil" which replaces and revokes document T.28/Doc. no. 1/rev. 4.
- The signing of the Collaboration Agreement between the University of Barcelona and the International Olive Council.
- The signing of the Collaboration Agreement between the Culinary Institute of America and the International Olive Council.





THE SANTANDER FOUNDATION AND THE IOC: CLOSER THAN EVER

Madrid - The **Santander Foundation** and the **IOC** recently signed a memorandum of understanding to work together in training, research and technical cooperation, as well as in bilateral and regional development projects. In signing the memorandum, the two institutions committed to maintaining open channels of communication and coordinating joint projects.

Together, they will source national and international funding to support the development of joint or additional activities, and ensure activities are monitored and evaluated in order to keep their programmes updated. It was agreed to carry out the stipulations of the memorandum using the resources available, in particular budgetary resources, and in accordance with the rules, procedures and financial regulations of both Parties. The arrangements for specific programmes, projects and activities will be specified in additional agreements. The agreement was signed by **Francisco de Borja Baselga Canthal**, Director of the Santander Foundation, and **Abdellatif Ghedira**, Executive Director of the IOC, on 28 November.





JMO AND IOC ANNIVERSARY

As part of the 110th session of the Council of Members, the International Olive Council also celebrated 60 years of the Organisation and UNESCO's official proclamation of 26 November as World Olive Day.

A ceremony was held to mark the occasion, and the Executive Secretariat invited a number of representatives from various governments, the diplomatic corps and delegations from Member States to headquarters in Madrid.

In his introductory speech, the Executive Director, Abdelatif Ghedira, praised the Executive Secretariat for its hard work in supporting the olive sector in all 17 countries that have so far acceded to the International Agreement on Olive Oil and Table Olives 2015.

He also presented an institutional film, the celebratory logo created for the occasion and the special, 60th anniversary issue of *Olivæ*, the IOC's official journal. The Executive Director and the Spanish Minister of Agriculture, Fisheries and Food, Luis Planas, then signed the new Headquarters Agreement between the IOC and the Kingdom of Spain, which establishes the relationship between the two institutions.

The ceremony also saw the signing of an agreement between the IOC and the Santander Foundation for sustainable collaboration and synergy in training, research, events and regional projects.

Speeches were given by the Spanish Minister of Agriculture and the Georgian Deputy Minister of Environmental Protection and Agriculture.

Before the session closed, the Executive Secretariat paid a tribute to several representatives of the international olive sector who have distinguished themselves for their work in promoting olive oil throughout the world. Tributes were paid to the following personalities:



■ **Luis Planas:** Minister of Agriculture of Spain. Law graduate, diplomat, senator, advisor and ambassador, before being appointed Minister of Agriculture, Fisheries and Food.



■ **Ezeldine Abusteit:** Former Minister of Agriculture and Land Reclamation of Egypt and current Chair of the IOC, Abusteit is an affable, modest, hardworking, attentive, open and passionate man (tribute written by the Ambassador of Egypt in Madrid, Omar Selim).



■ **Pierre Bonnet:** a pioneer at the dawn of what was to become today's international olive sector; Bonnet was appointed by the highest level of the UN to found the Organisation and be its first Executive Director.



■ **Luis Rallo:** Professor Emeritus of the University of Cordoba, brilliant among the brilliant, Rallo needs no presentation. He has dedicated his life to research and development in the olive sector.



■ **Nehayah Shafer Mustafa Almuhsen:** an agronomist who has devoted his career to the study of the olive tree and in particular to the development of the olive sector in his country, Jordan.



■ **Loriana Abruzzetti:** Born in an oil mill, her career started well! Chair of Pandolea, an association of women in olive oil, she promotes the culture of women and extra virgin olive oil. The event ended with a ceremony to raise the flag of Georgia, the 17th member of the IOC. The Georgian authorities were accompanied by a group of young children wearing traditional Georgian clothing, who delighted guests as they commemorated 60 years of the IOC and World Olive Day.



INAUGURATION OF THE OLIVE GARDEN

Madrid - As we celebrate our 60th anniversary and UNESCO's proclamation of World Olive Day, the Executive Director of the International Olive Council, Abdellatif Ghedira, inaugurated an olive garden at the Organisation's headquarters in Madrid.

The trees were donated by the Santander Foundation. They belong to the Farga variety and are descendants of an almost one thousand-year-old olive tree, the Minerva, which dates back to 1037. The Farga variety is known for the unique characteristics of the oil produced from these centuries-old trees. The olive garden project of the IOC was carried out by the head of the technical and environmental unit, Mr. Abdelkrim Adi.

In the photo, IOC Executive Director Abdellatif Ghedira and on his right, the Tunisian Ambassador to Madrid, Wacef Chiha, and the Chairman of the Advisory Committee on Olive Oil and Table Olives, Ali Bel Hadj M'Barek, can be seen planting one of the young olive trees of the garden.



November 26th: World Olive Day approved by UNESCO

It's official: 26 November was declared World Olive Day and added to the UNESCO List of Intangible Cultural Heritage. Lebanon and Tunisia were the first of 50 countries to sign decision 40C/66, which was approved at the Organisation's 40th session of the General Conference in Paris from 12 to 27 October 2019.

The news comes as we celebrate 60 years of the IOC at the 110th session of the Council of Members. The Executive Director, Abdellatif Ghedira, made the announcement today at headquarters in Madrid.

PALESTINIAN OLIVE TREE IN THE IOC GARDEN

Madrid - On 28 November 2019, a Palestinian olive tree was planted in front of headquarters as part of the World Olive Day and 60th anniversary celebrations of the International Olive Council.

The tree was planted by the Ambassador of Palestine to Spain, Musa Odeh, and the Head of the Palestinian Delegation, Ramiz Obaid, alongside other officials from the Embassy. Also present was the Jordanian representative, Nehayah Shafer Mustafa Almuhsen. With just over 6 000 km², there are 90 000 ha of olive trees growing in the State of Palestine. Olives contribute roughly 2.89% of GDP in the agricultural, forestry and fishing sectors.



About 24% of Palestine's population of roughly five million live in rural areas.



THE MISSION OF THE INTERNATIONAL OLIVE COUNCIL

Throughout its history, the IOC has undergone structural changes driven both by the evolution of regional policy and by the growth in olive oil consumption beyond its traditional area.

Madrid - The International Olive Council (IOC), the only international body dedicated to olive oil and table olives, was created under the auspices of the United Nations in 1959. Headquartered in Madrid, Spain, the IOC is tasked with administering the various international agreements negotiated over the past 60 years, with the aim of defending and promoting olive growing, olive oil and table olives. The sixth agreement, the International Agreement on Olive Oil and Table Olives 2015, was negotiated between 5 and 9 October 2015 on the basis of the text adopted by the Council of Members. It was adopted in Geneva at the United Nations Conference on Trade and Development and came into force on 1 January 2017. Throughout its history, the IOC has undergone structural changes driven both by the evolution of regional policy and by the growth in olive oil consumption beyond its traditional area. Five Agreements have governed the destiny of the Organisation since its creation until 2015. These changes have led the IOC to adapt to new circumstances. The negotiations of the sixth Agreement saw the introduction of certain changes that revitalised the entire regulatory and operational structure and, above all, opened the doors for consumer countries to become members for the first time.



Throughout its history, the IOC has undergone structural changes driven both by the evolution of regional policy and by the growth in olive oil consumption beyond its traditional area. Five Agreements have governed the destiny of the Organisation since its creation until 2015. These changes have led the IOC to adapt to new circumstances. The negotiations of the sixth Agreement saw the introduction of certain changes that revitalised the entire regulatory and operational structure and, above all, opened the doors for consumer countries to become members for the first time.

These changes include:

- Encouraging the expansion of the international trade of olive oil and table olives, on the basis of obligatory trade standards for Members that were developed internally and are regularly updated in order to defend the quality and fairness of trade;
- Supporting international technical cooperation through research and development projects, training and the transfer of technology;
- Boosting the integrated, integral and sustainable development of olive growing and the olive industry and enhancing their relationship with the environment and the preservation of genetic resources of the olive tree;




- Promoting olive oil and table olives to consumers using plans of action and promotion campaigns;
- Spreading clear and precise data and statistics on the global market of olive oil and table olives;
- Giving government representatives and experts the opportunity to meet regularly to discuss issues and set priorities;
- Working closely with representatives of diverse actors in the private sector (producers, processors, businesspeople and consumers).

THE IOC ON THE FRONT LINE AGAINST CLIMATE CHANGE

"Olive growing is now a sustainable strategy against climate change," said Abdellatif Ghedira, the Executive Director of the IOC, in a message to participants at the Olive4Climate conference, organised by the University of Perugia

Perugia - From health to climate change, the olive sector is involved in many of the challenges facing the world today and the International Olive Council has made a commitment to the international scientific community to find solutions.

The goal of the IOC's True Healthy Olive Cultivar (THOC) project is 'to characterise olive tree cultivars in genetic terms', according to Abdelkrim Adi, Head of the Technical and Environmental Unit of the IOC. The project was thought up in collaboration with the University of Córdoba, IFAPA and the Junta de Andalucía and will cover 22 producing countries. It will add to the World Catalogue of Varieties the IOC published in 2000 to define the morphological characteristics of the main olive tree varieties. The digital edition of this catalogue can be found on the IOC website.



More than 1 600 varieties have been selected, a hundred of which correspond to the varieties listed in the catalogue. The fruits of these varieties produce an average of 3 million tons of olive oil in the world every year.

The first stage of the project is devoted to the olive sector's carbon footprint. Although agriculture and livestock are thought to be responsible for 14% of greenhouse gas emissions, many studies show that olive trees are capable of fixing CO₂ in the soil. With the THOC project, the IOC wants not only consumers but also governments to see olive oil as one of the best natural filters for protecting the environment, bearing in mind that 94% of Europeans agree on the importance of protecting the environment.

The world's olive oil production absorbs the equivalent carbon emissions of about 16 000 people, and the 11 million ha of land used to grow olive trees store the equivalent CO₂ produced by a city of 7 million.




"Olive growing is now a sustainable strategy against climate change," said Abdellatif Ghedira, the Executive Director of the IOC, in a message to participants at the Olive4Climate conference, organised by the University of Perugia, and to Professor Primo Proietti, coordinator of this important international project. Mr Ghedira stressed how important it is that the international community share the results of this type of research in intergovernmental forums such as the IOC.

Initial estimates for the 2019/20 crop year suggest that production will reach more than 3.14 billion t, consumption around 3.1 billion t and trade volumes around 1 million t.

Over the last 20 years, production and consumption have generally increased in parallel, although consumption has overtaken in recent years. "This is a positive development," says Michele Bungaro, Head of the Observatory Department of the IOC. "And it's thanks to the information campaigns we've been working on". The United States is currently the biggest importer, taking on roughly 36% of all olive oil produced in the world, followed by the European Union with 15%.

What is worrying, however, is that olive trees seem to be flowering earlier nowadays, which has strong repercussions on supply and prices on the world market. Production has fluctuated plenty in the last four years, falling by 18% in 2016/17, then rising by 32% in 2018/19, before falling again by 5% in 2018/19 and 2% in 2019/20. "Research is therefore essential," concluded Bungaro. "The International Olive Council will be paying particular attention to academic and scientific communities".



SENSORIAL ANALYSIS: THE RED TASTING GLASS

Madrid - An alternative to the common blue tasting glass has been developed by Elaia Zait IDD, S.L, and the University of Jaén. Together, they have created the red tasting glass, which was validated by the International Olive Council in November 2017. The colour was chosen for its ability to make olive oil appear colourless from the outside, meaning the glass complies with standard COI/T.20/Doc. No. 5 of the Method for the Organoleptic Assessment of Olive Oil: "*Made of dark-coloured glass to prevent the taster from perceiving the colour of the oil, thus eliminating any prejudices and impeding the possible formation of biases or tendencies that might affect the objectiveness of the determination.*"





A TUNISIAN DELEGATION VISITS THE IOC



■ A high-level Tunisian delegation visited IOC headquarters on December 2019.

Madrid - In addition to its participation at COP25 in Madrid, a high-level Tunisian delegation visited IOC headquarters on December 2019. In attendance were Samir Taieb, the Minister of Agriculture, Water Resources and Fisheries; Mokhtar Hammami, the Minister of Local Affairs and Environment; and Mohamed Boufaroua, the Director General of Forests.

They discussed economics, statistical data, olive trees and the environment, promotion and communication.

The Tunisian delegation presented their country's activities in CO2 sequestration and the important role of the olive tree in the policy to fight global warming.

Mr Taieb proposed to present to the next meeting of the Council of Members of the IOC the studies and results carried out in Tunisia with the aim of contributing to the creation of the "green hand" label for olive oil.



IOC DELEGATES HEAD TO SFAX



Sfax (Tunis) – The Executive Director, **Abdellatif Ghedira**, was invited to the inauguration of the fourth edition of the Olive Oil Fair in Sfax by the Tunisian Farmers' Association on 14 December 2019. He was accompanied by the Head of the Technology and Environment Unit and the Head of the Department of External Relations.

The IOC delegation was received in the morning at the governorate headquarters by the Governor of Sfax, **Anis Oueslati**; the Chief of Cabinet of the Minister of Agriculture, Water Resources and Fisheries, **Boubaker Karai**; and the Chair of the Tunisian Farmers' Union and organiser of the event, **Faouzi Zayini**.

The Governor, the Executive Director, the Chief of Staff of the Minister of Agriculture and the many distinguished guests officially opened the Olive Oil Fair and launched the many activities scheduled for the event. During the ensuing discussion, local authorities and professionals from the region expressed their wish to hold the meeting of the Advisory Committee alongside the fifth edition of the Olive Oil Festival in Sfax in 2020. The Executive Director said he would submit this request to the Chair of the Committee.



WORLD OLIVE DAY AND IOC 60TH ANNIVERSARY CELEBRATION

PHOTO GALLERY



■ Delegations begin to arrive



■ The 60th anniversary celebrations



■ Khatia Tsilosani, Deputy Minister of Environmental Protection and Agriculture of Georgia



■ Attendees on World Olive Day



■ Homage to His Majesty Felipe VI of Spain



■ Spanish Minister of Agriculture Luis Planas signed the new Headquarters Agreement with Abdellatif Ghedira



■ Exchange of gifts between Palestine and the IOC



■and here between the IOC and Georgia



■ Agreement signed with the Santander Foundation



■ The flag of Georgia (the fifth from the right) flies high at the IOC. Georgia will assume the chair of the IOC from 1 January 2020.



■ The Georgian olive tree planted in one of the IOC flowerbeds



■ Georgian children dressed in traditional costumes of their country.



■ A Palestinian olive tree in the flowerbeds in front of IOC headquarters



■ Inauguration of the olive garden with the Tunisian authorities



■ Women will be behind the future of the olive sector.
From left to right: the participants from Jordan, Portugal and Brazil.



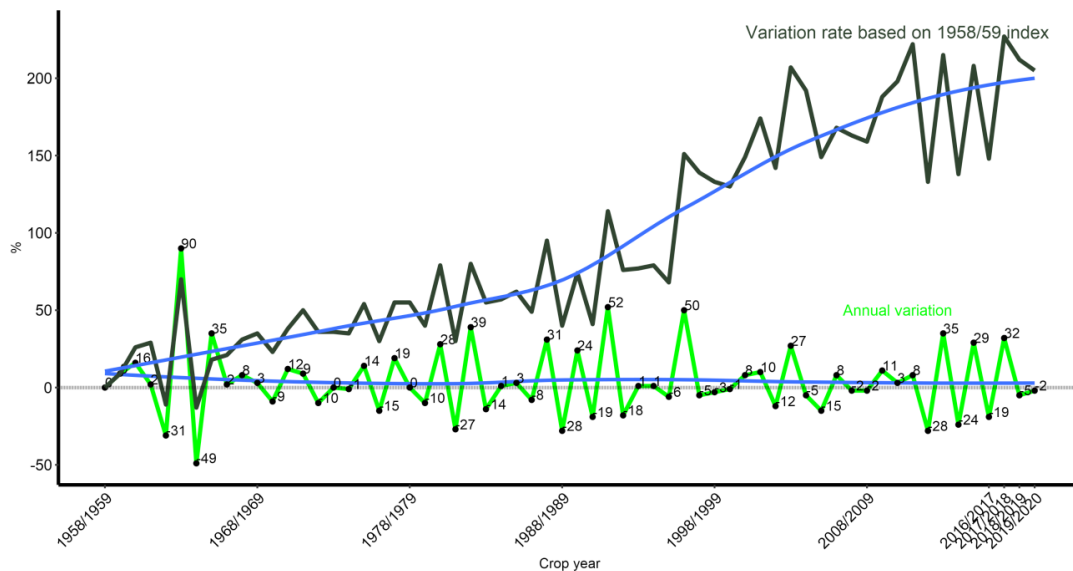


THE INTERNATIONAL MARKET

(Source : Economy and Promotion Unit)

CHANGES IN OLIVE OIL AND TABLE OLIVE PRODUCTION

Olive oil production has tripled in the last 60 years, reaching 3 379 000 t in the 2017/18 crop year. Provisional data for the 2018/19 crop year point to a 4.8% decrease, leaving production at 3 217 500 t. The production estimate for the 2019/20 crop year puts production at 3 144 000 t (-2.3%).



■ Graph I - Changes in production olive oil. Annual variation rates with baseline 1958/59.

1. OLIVE OIL – PROVISIONAL DATA 2018/19 CROP YEAR

The provisional data for the 2018/19 crop year show world production at 3 217 500 t, 4.8%, or 161 500 t, less than the previous crop year. Consumption is expected to fall by 4.3%, standing at 2 909 000 t, and imports and exports are to total 968 500 t and 971 500 t respectively. IOC member countries produce a total of 3 039 500 t, representing 94.5% of the world total for the 2018/19 crop year. European countries total 2 263 500 t, an increase of 3.4% on the previous crop year. Spain is expected to produce the most, with 1 789 900 t (+41.8%), followed by Greece 185 000 t (-46.5%), Italy (-59.5%) and Portugal 100 316 t (-25.6%). Production in other member countries is to fall by 22.9% to 776 000 t: Turkey leads with 193 500 t (-26.4%), followed by Morocco 200 000 t (+42.9%), Tunisia 140 000 t (-56.9%), Algeria 97 000 t (+17.6%), and the rest to total 145 500 t. As for consumption, member countries total 2 009 500 t, a fall of 8%, and non-IOC member countries total 899 500 t, an increase of 5.3% over the previous crop year.



Production (×1000tn)	2014/2015	2015/2016	2016/2017	2017/2018	2018/2019(p.)	Average	2019/2020(e.)	%variation rates
EU, of which:	1 434.5	2 324.4	1 752.0	2 188.3	2 263.4	1 992.5	2 011.1	↓ -11.1%
SPAIN	842.2	1 403.3	1 290.6	1 262.2	1 789.9	1 317.6	1 230.0	↓ -31.3%
ITALY	222.0	474.6	182.3	428.9	173.6	296.3	340.0	↑ 95.9%
GREECE	300.0	320.0	195.0	346.0	185.0	269.2	300.0	↑ 62.2%
PORTUGAL	61.0	109.1	69.4	134.8	100.3	94.9	125.4	↑ 25.0%
Other IOC countries, of which:	855.5	668.0	620.0	1 007.0	776.0	785.3	931.5	↑ 20.0%
TUNISIA	340.0	140.0	100.0	325.0	140.0	209.0	300.0	↑ 114.3%
TURKEY	160.0	150.0	178.0	263.0	193.5	188.9	225.0	↑ 16.3%
MOROCCO	120.0	130.0	110.0	140.0	200.0	140.0	145.0	↓ -27.5%
ALGERIA	69.5	82.0	63.0	82.5	97.0	78.8	82.5	↓ -14.9%
EGYPT	17.0	16.5	30.0	39.5	7.0	22.0	27.5	↑ 292.9%
ARGENTINA	30.0	24.0	24.0	45.0	27.5	30.1	26.0	↓ -5.5%
JORDAN	23.0	29.5	20.0	21.0	21.0	22.9	25.5	↑ 21.4%
PALESTINE	24.5	21.0	20.0	19.5	15.0	20.0	23.0	↑ 53.3%
Non-IOC producers	168.0	184.5	189.5	183.5	178.0	180.7	201.5	↑ 13.2%
TOTAL	2 458.0	3 176.9	2 561.5	3 378.8	3 217.4	2 958.5	3 144.1	↓ -2.3%

■ Table I – Production of olive oil.

2. OLIVE OIL – ESTIMATES 2019/20 CROP YEAR

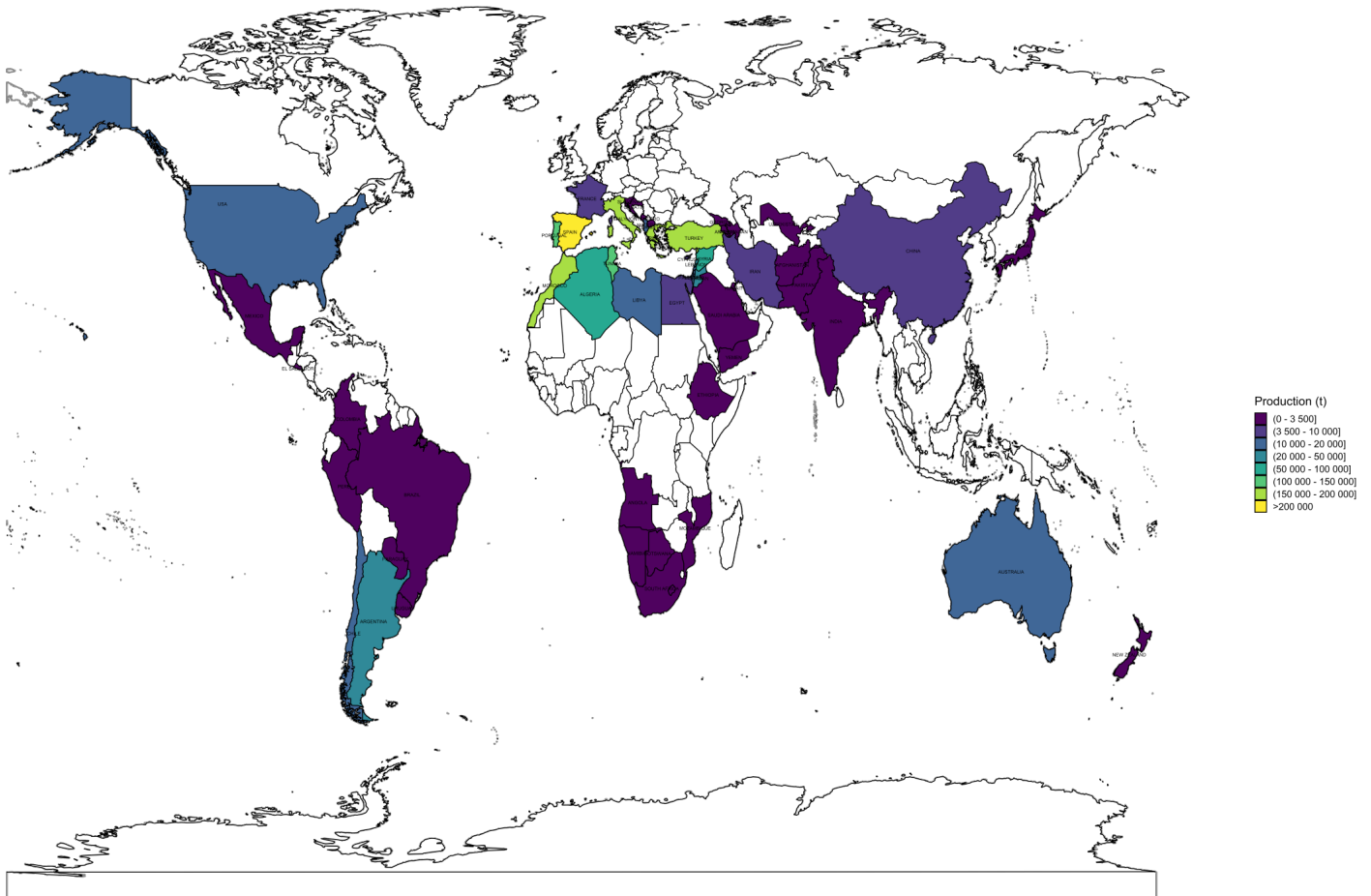
According to official data from the countries and estimates from the Executive Secretariat, world production in the 2019/20 crop year is estimated to be around 3 144 000 t, which will mean a decrease of around 2.3% compared to the previous crop year. Imports and exports are estimated to exceed 950 000 t respectively.

IOC member countries estimate a total production of 2 942 500 t, which will represent 93.6% of the world total for the 2019/20 crop year and a decrease of 3.2% compared to the previous year. Producer countries in the EU are forecasting a production of 2 011 000 t, a fall of 11.1% . The rest of member countries are estimated to produce a total of 931 500 t, with an increase of 155 500 t, 20.0% more than the previous crop year.

World consumption could reach 3,094,000 t, an increase of 6.4% over the previous crop year.



World olive oil production, 2018/19 crop year

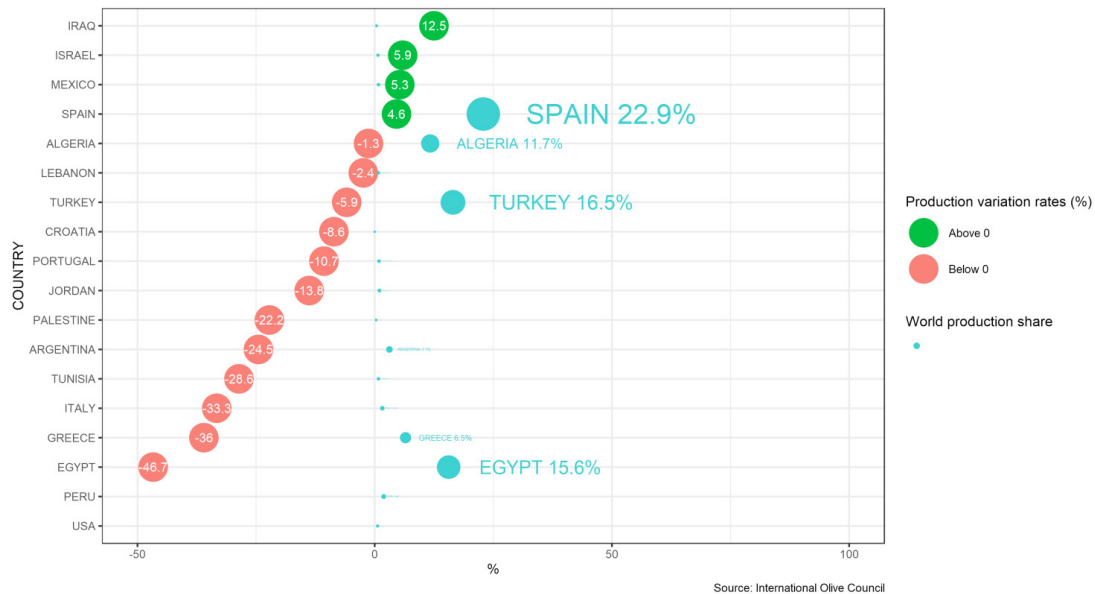


Source: International Olive Council

3. TABLE OLIVES – PROVISIONAL 2018/19 CROP YEAR AND 2019/20 CROP YEAR ESTIMATES

Provisional data puts world production in the 2018/19 crop year at 2 569 000 t, 21.7% down on the previous crop year. Among member countries, Spain stands out for production, making 22.9% of the world's total, an increase of 4.6% on the previous crop year. However, production in Egypt is to fall by 46.7% compared to the 2017/18 crop year, holding 15.6% of the world total.

The estimates for the 2019/20 crop year foresee an increase of 13.9%, producing 2 925 500 t. Consumption will increase by 2.1% in comparison with 2018/19.



■ Graph II - Production growth table olives (2018/19-2017/18) and production share (2018/19).

Production (×1000tn)	2014/2015	2015/2016	2016/2017	2017/2018	2018/2019(p.)	Average	2019/2020(e.)	%variation rates
EU, of which:	868.1	886.5	841.9	912.6	822.0	866.2	808.4	↓ -1.6%
SPAIN	555.6	601.0	596.1	561.7	587.8	580.4	500.0	↓ -14.9%
GREECE	249.0	194.0	180.0	261.0	167.0	210.2	207.0	↑ 24.0%
ITALY	42.0	66.0	39.9	60.0	40.0	49.6	74.1	↑ 85.4%
PORTUGAL	17.4	20.8	21.7	25.2	22.5	21.5	22.5	↓ 0.0%
Other IOC countries, of which:	1 509.5	1 354.5	1 673.0	1 944.0	1 525.0	1 601.2	1 842.0	↑ 20.8%
EGYPT	450.5	335.5	550.0	750.0	400.0	497.2	690.0	↑ 72.5%
TURKEY	390.0	397.0	400.5	450.0	423.5	412.2	414.0	↓ -2.2%
ALGERIA	233.5	221.0	293.0	303.5	299.5	270.1	300.0	↑ 0.2%
MOROCCO	100.0	120.0	120.0	130.0	130.0	120.0	130.0	↓ 0.0%
ARGENTINA	120.0	73.0	96.0	106.0	80.0	95.0	100.0	↑ 25.0%
IRAN	68.0	60.5	75.5	60.0	60.0	64.8	57.0	↓ -5.0%
ALBANIA	30.0	30.0	38.0	30.0	30.0	31.6	30.0	↓ 0.0%
JORDAN	34.5	35.5	19.0	29.0	25.0	28.6	30.0	↑ 20.0%
TUNISIA	26.0	26.0	22.0	28.0	20.0	24.4	28.0	↑ 40.0%
LEBANON	17.0	19.0	22.0	20.5	20.0	19.7	20.0	↓ 0.0%
Non-IOC producers:	203.5	335.5	384.5	427.5	222.0	314.6	275.0	↑ 23.9%
TOTAL	2 581.1	2 576.5	2 899.4	3 284.1	2 569.0	2 782.0	2 925.4	↑ 13.9%

■ Table II - Production table olives.



I. WORLD TRADE IN OLIVE OIL AND TABLE OLIVES

1. OLIVE OIL - 2018/19 CROP YEAR

The table below shows trade figures for olive oil and olive-pomace oil in the top eight markets in the first eleven months of the 2018/19 crop year. Increases were found in Japan (24%); China (16%); Russia (13%); Brazil (12%); the US (11%); and Australia (2%) compared to the same period the previous crop year. Imports to Canada fell by 2%.

In the first ten months of the current crop year (2018/19), intra-EU purchases increased by 4.5% and extra-EU imports decreased by 14% compared to the same period the previous crop year¹.

Olive oil imports (including olive-pomace oils)(t)

	AUSTRALIA	BRAZIL	CANADA	CHINA	JAPAN	RUSSIA	USA	EXTRA EU/27	INTRA EU/27	TOTAL
OCTOBER 17	2843,6	5443,7	4313,7	2722,0	4871,0	2254,7	27198,7	6495,9	76921,2	133064,5
OCTOBER 18	3343,7	8245,6	4663,2	2495,9	5142,4	3058,9	34986,8	12787,9	89163,6	163888,0
NOVEMBER 17	2039,0	7285,3	3218,8	3833,4	4432,0	2036,0	20715,0	16739,1	91723,7	152022,3
NOVEMBER 18	3378,8	8467,6	4028,9	4405,4	5893,7	2291,4	26394,3	14892,6	91148,2	152022,3
DECEMBER 17	2016,3	7275,6	2888,2	7696,5	3946,3	2106,9	26836,2	25156,9	95192,9	173115,9
DECEMBER 18	1894,3	6310,5	4217,5	4740,2	4610,2	2836,1	30983,4	19103,1	102335,2	177030,5
JANUARY 18	1475,0	6103,3	3993,4	6113,6	4705,3	1783,0	25134,8	11126,2	102835,3	163269,9
JANUARY 19	2363,8	6515,5	3245,9	7115,2	5594,4	1420,6	24753,6	14229,4	94954,1	160192,6
FEBRUARY 18	2498,0	6442,4	3348,0	859,0	3664,0	1746,5	22999,6	23024,1	89279,8	153861,4
FEBRUARY 19	2208,5	8022,5	2778,9	1520,3	4489,0	2177,9	26292,8	19875,5	98532,5	165897,8
MARCH 18	2454,3	8383,4	4787,9	1338,0	4585,0	2011,2	29692,2	23411,7	87091,1	163754,8
MARCH 19	2548,4	8848,9	4017,0	3598,7	5398,7	1970,7	25869,5	18327,4	99815,8	170395,0
APRIL 18	2160,0	7079,4	4243,0	1547,8	4466,0	1995,0	32556,0	18123,6	81351,2	153522,0
APRIL 19	2178,1	8794,1	4763,8	3047,9	7211,1	2351,1	33158,2	14793,0	94274,0	170571,3
MAY 18	2826,0	6124,1	3621,0	2195,1	5128,0	2432,0	28242,0	21339,7	91582,2	163490,0
MAY 19	2777,4	6699,1	3986,2	3275,0	5832,1	2251,3	28349,6	16365,3	90213,9	159749,8

¹ EU data were not available for the month of September 2019 when this newsletter went to print.



	AUSTRALIA	BRAZIL	CANADA	CHINA	JAPAN	RUSSIA	USA	EXTRA EU/27	INTRA EU/27	TOTAL
JUNE 18	3397,0	4808,0	4713,0	4142,9	5037,0	2160,5	26137,3	15548,7	97838,5	163782,9
JUNE 19	2583,8	5323,9	3013,6	3252,2	5786,2	2594,0	29734,5	12380,0	90792,1	155460,1
JULY 18	4125,0	5776,0	3324,0	3676,6	5462,4	2318,8	31724,4	13678,8	92525,4	162611,4
JULY 19	3302,4	5878,6	4210,5	4891,7	7201,3	2844,1	36012,3	12268,9	109536,5	186146,3
AUGUST 18	2903,0	5279,0	5337,1	3937,3	5480,0	2340,6	27301,0	22874,2	81309,6	156761,9
AUGUST 19	2980,3	7374,0	4813,6	6838,7	6822,0	2602,1	28825,5	15258,7	70889,6	146400,4
SEPTEMBER 18	2961,5	6816,1	4238,7	4143,7	5387,8	2113,6	23661,4	7279,4	87691,2	144292,8
SEPTEMBER 19	2772,0	5882,2	3387,1	3804,5	6658,6	2232,8	30822,4	-	-	55559,6

2. TABLE OLIVES - CROP YEAR 2018/19

The table below shows trade in table olives in the 2018/19 crop year (September 2018 – August 2019)². Increases were found in the US (22%); Brazil (7%); Australia (6%); and Canada (3%) compared to the same period the previous crop year.

In the 2018/19 crop year (September 2018 – August 2019), intra-EU acquisitions increased by 1% and extra-EU imports remained compared to the same period the previous crop year 2.

Table olive imports (t)

	AUSTRALIA	BRAZIL	CANADA	USA	EXTRA-EU/27	INTRA-EU/27	TOTAL
SEPTEMBER 17	1501,0	7949,2	2077,0	10237,0	6243,2	27039,9	55047,3
SEPTEMBER 18	1598,5	9521,8	2702,7	9902,5	6523,2	29234,7	59483,4
OCTOBER 17	1295,0	9492,3	2843,0	11055,0	7304,7	32329,3	64319,3
OCTOBER 18	1462,9	12056,6	2641,3	11907,0	8807,6	31315,6	68191,0
NOVEMBER 17	1406,0	11055,2	2663,6	12596,0	8255,4	29794,9	65706,6
NOVEMBER 18	1997,5	12807,1	2848,2	13040,2	9501,1	34606,4	74800,5
DECEMBER 17	1336,8	11055,2	2663,6	12469,9	10381,4	27305,2	65212,1
DECEMBER 18	1232,9	9626,1	2403,5	11242,6	8713,5	29204,6	62423,2

² According to the new provisions of the International Agreement on Olive Oil and Table Olives, 2015, which came into force on 1 January 2017, "table olive crop year" means the period of twelve months from 1 September of one year to 31 August of the next.



	AUSTRALIA	BRAZIL	CANADA	USA	EXTRA-EU/27	INTRA-EU/27	TOTAL
JANUARY 18	1023,0	7023,3	2343,0	9811,0	9647,1	24624,0	54471,4
JANUARY 19	1427,8	7349,8	2326,4	12164,6	10517,6	23680,6	57466,9
FEBRUARY 18	1410,0	8780,0	2297,0	8976,0	9355,6	24741,0	55559,6
FEBRUARY 19	1233,8	9384,3	2112,2	9854,0	9519,6	25012,7	57116,4
MARCH 18	1421,0	7571,7	2444,0	11297,0	12533,7	27031,1	62298,5
MARCH 19	1848,5	8535,6	2695,6	15965,2	11044,0	27382,2	67471,2
APRIL 18	1467,0	8902,8	3044,0	11454,0	11552,4	28051,3	64471,5
APRIL 19	1590,2	10371,6	3071,6	16395,3	12024,3	29124,2	72577,2
MAY 18	1897,0	8140,0	2714,0	12953,0	12289,9	30987,5	68981,4
MAY 19	1556,4	9465,4	2993,9	14787,7	11594,7	30823,2	71221,3
JUNE 18	1561,0	10569,0	3146,0	12834,0	9262,1	32931,6	70203,7
JUNE 19	1191,9	7874,0	2625,2	16081,7	8362,4	30453,3	27772,9
JULY 18	1564,0	10508,0	2525,0	13306,0	9404,1	32604,1	69911,2
JULY 19	1949,8	10907,8	2850,0	18172,0	10226,5	34003,2	78109,3
AUGUST 18	1479,0	8827,0	2699,0	14220,0	7783,4	29490,6	64499,0
AUGUST 19	1396,5	9896,2	3073,5	22107,2	7198,6	26848,1	70520,1

II. PRICES IN ORIGIN – OLIVE OILS

Graph 1 shows the weekly producer price movements of extra virgin olive oil in the top three producer countries of the EU and Tunisia. Graph 3 shows the weekly producer price movements of refined olive oil in the top two producer countries of the EU. Price movements by month can be found in graphs 2 and 4.

Extra Virgin Olive Oil - Producer prices in **Spain** in the third week of November stood at €2.07/kg, a 27% fall compared to the previous crop year (Graph 1).

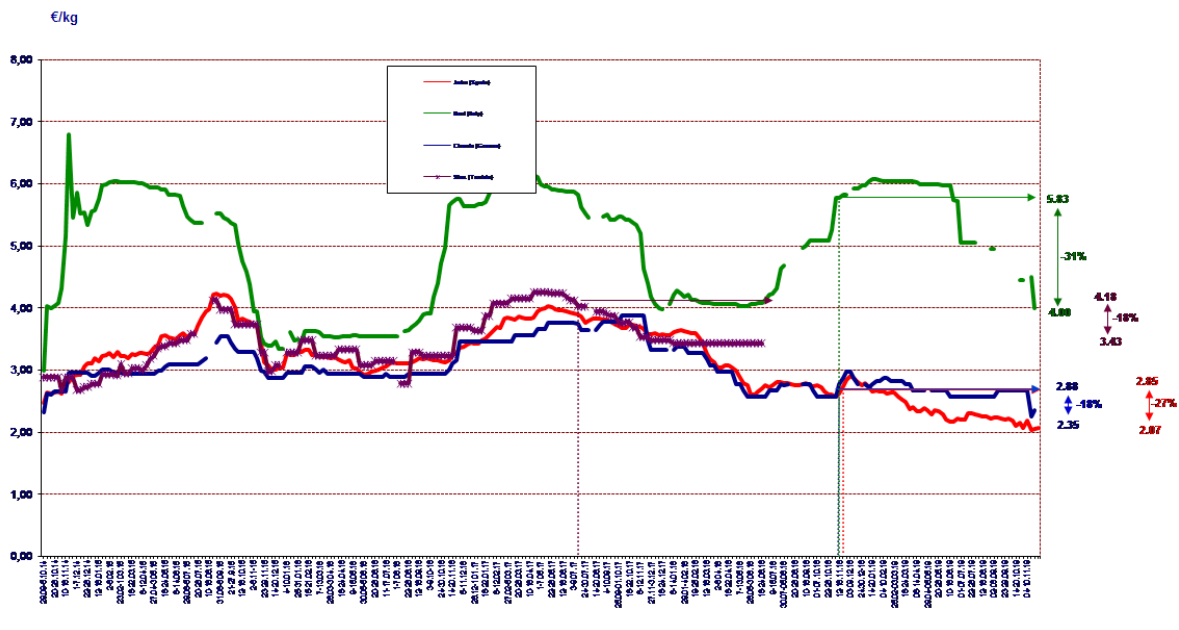
Italy - Prices in Italy in the second week of November 2019 stood at €4.00/kg, a 31% fall compared to the previous crop year.

Greece - Prices in Greece in the second week of November 2019 stood at €2.35/kg, down 18% on the previous crop year.

Tunisia - Prices in Tunisia were stable in the last weeks of June 2018, coming in at €3.43/kg, an 18% fall compared to the previous crop year.

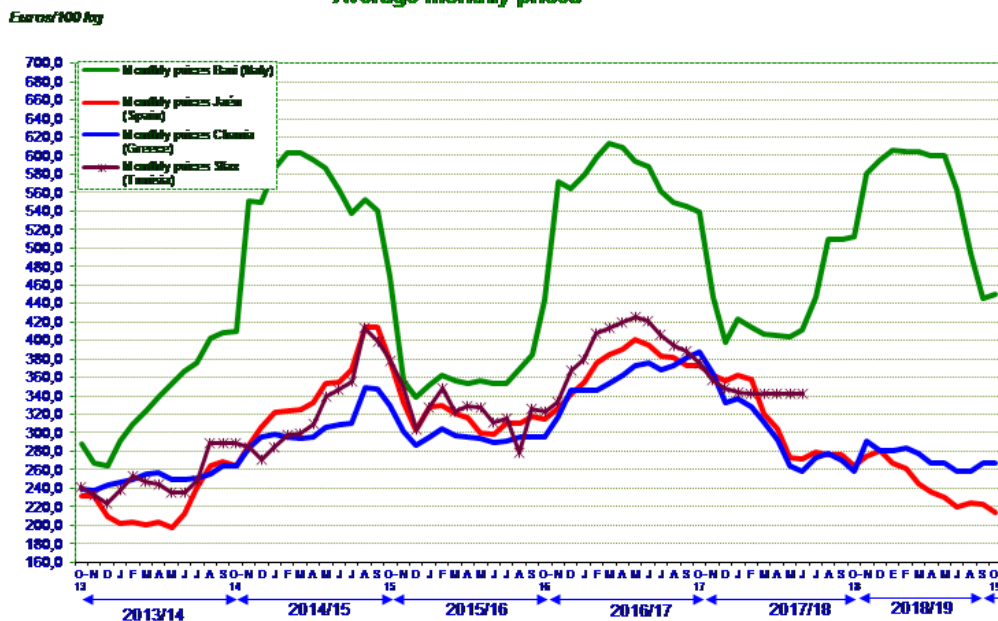


2014/15, 2015/16, 2016/17, 2017/18, 2018/19 & 2019/20 CROP YEARS EXTRA VIRGIN OLIVE OILS Weekly producer price movements Bari, Chania, Jaen and Sfax markets



■ Graph 1

MOVEMENTS IN PRODUCER PRICES EXTRA VIRGIN OLIVE OIL Average monthly prices

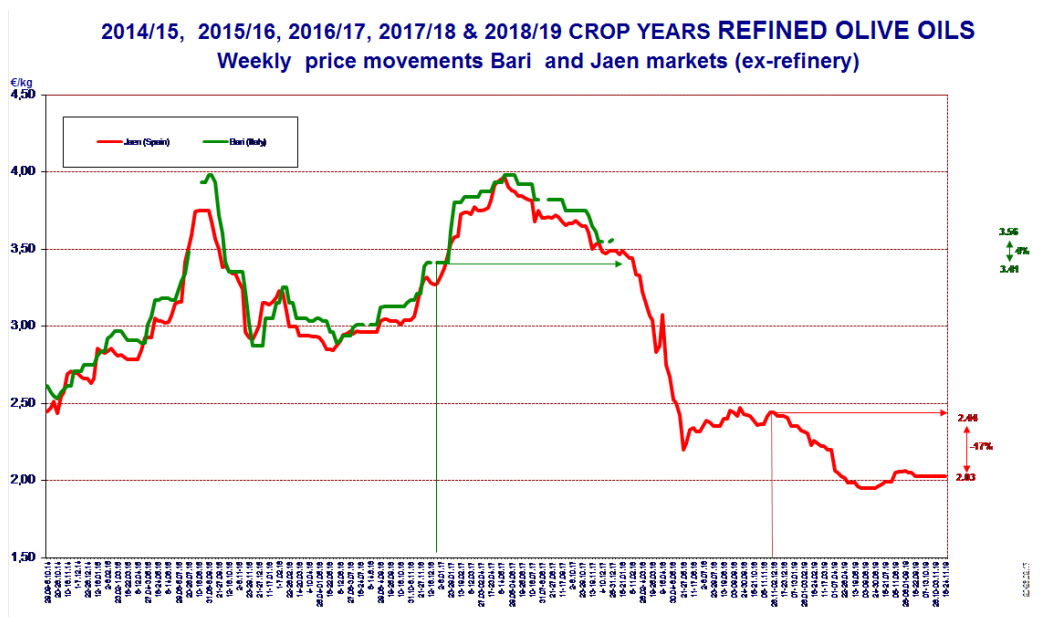


■ Graph 2

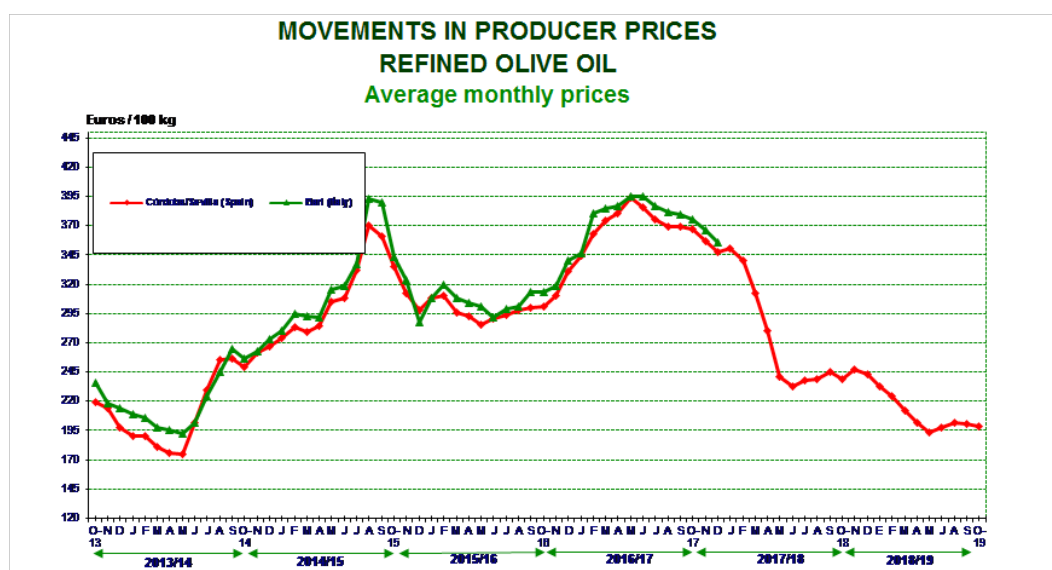


Refined olive oil - Prices in Spain stood at €2.03/kg in the third week of November, a fall of 17% compared to the same period the previous crop year. Data for Italy have not been available since late December 2017, when they had risen by 4% to €3.56/kg.

By the third week of November 2019, the price difference in Spain between extra virgin olive oil (€2.07/kg) and refined olive oil (€2.03/kg) was €0.04/kg. In Italy, the difference in December 2017 was €0.43/kg (see Graph 3).



■ Graph 3



■ Graph 4



STAY TUNED!

<http://www.internationaloliveoil.org>

Keep up with the olive sector through Olive News:

<http://www.scoop.it/t/olive-news>

and the goings-on at the IOC:

<http://www.linkedin.com/company/international-olivecouncil>

Our scientific journal Olivæ is available at:

<http://www.internationaloliveoil.org/store/index/48-olivae-publications>



■ The International Olive Oil Council's headquarters
in Calle Principe de Vergara 154 in Madrid