

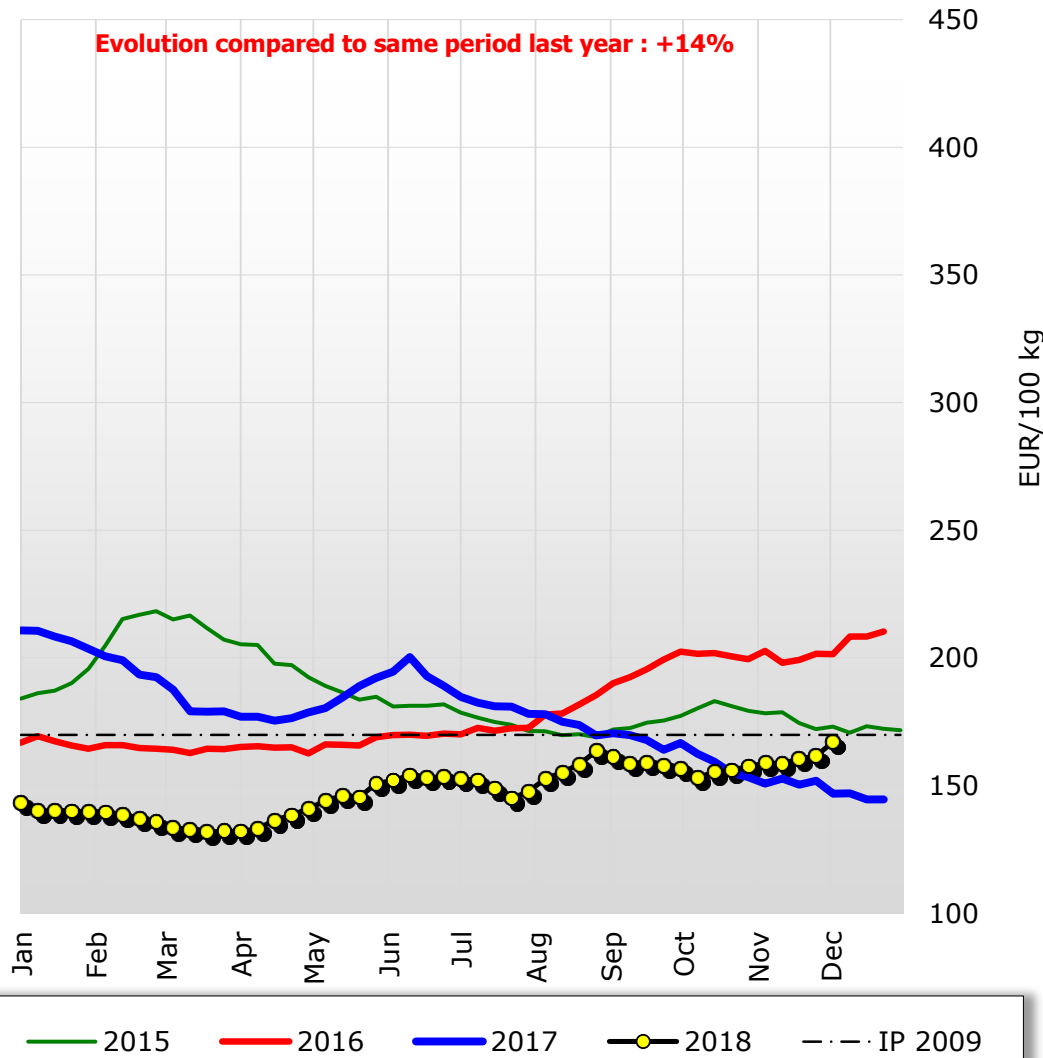
Prices of EU Dairy commodities

(Source: Regulation (EU) No 2017/1185 Article 11 - Annex I.7)

Weekly EU SMP Prices

Latest price : 167 EUR/100kg

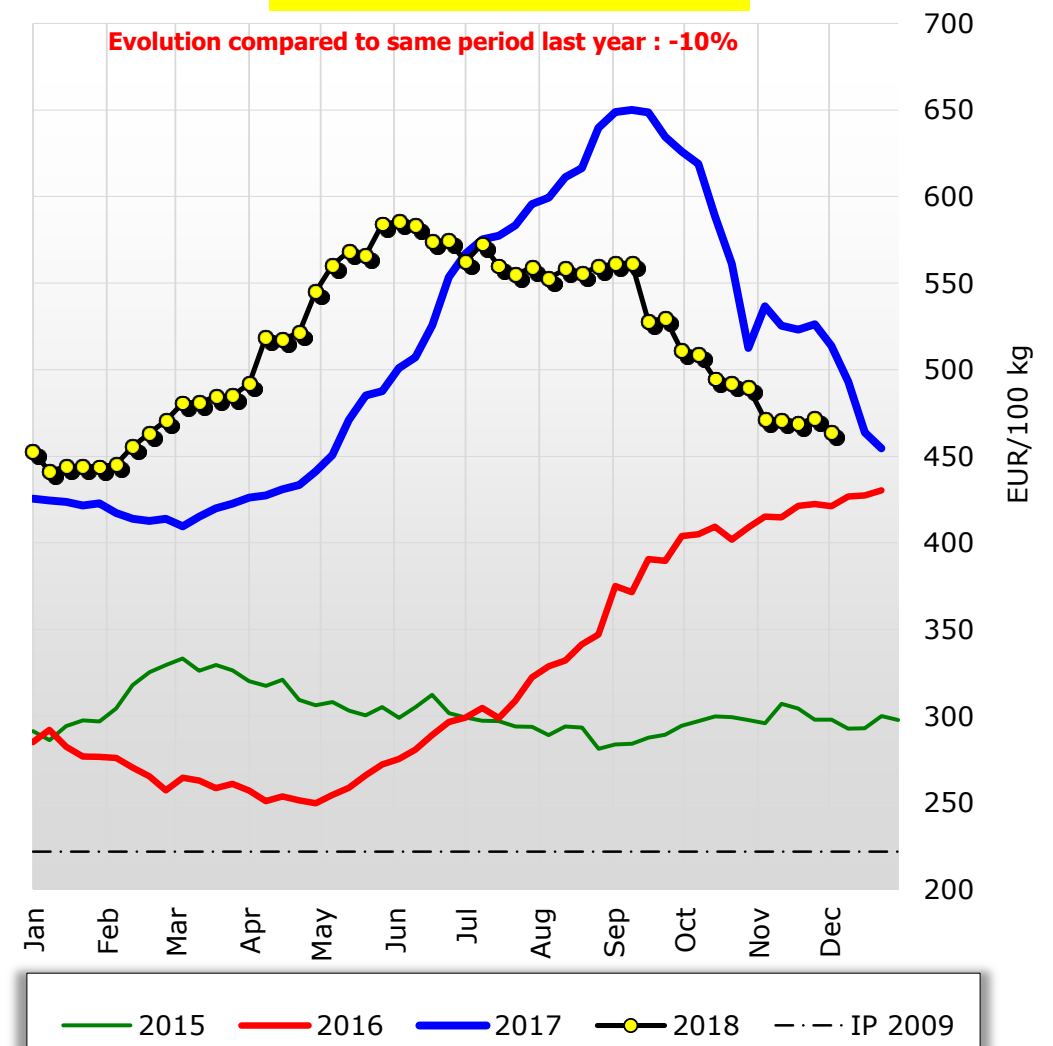
Evolution compared to same period last year : +14%



Weekly EU BUTTER Prices

Latest price : 464 EUR/100kg

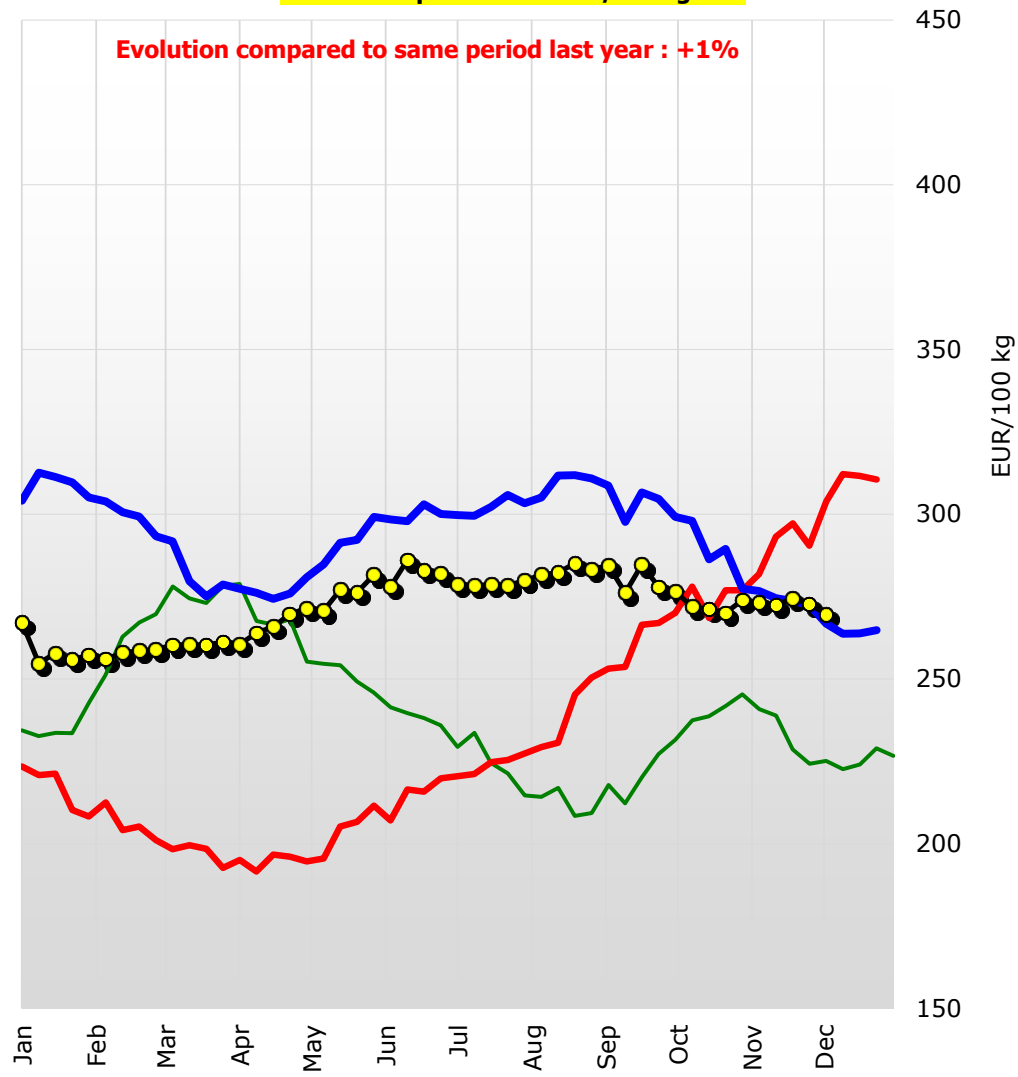
Evolution compared to same period last year : -10%



Weekly EU WMP Prices

Latest price : 270 EUR/100kg

Evolution compared to same period last year : +1%

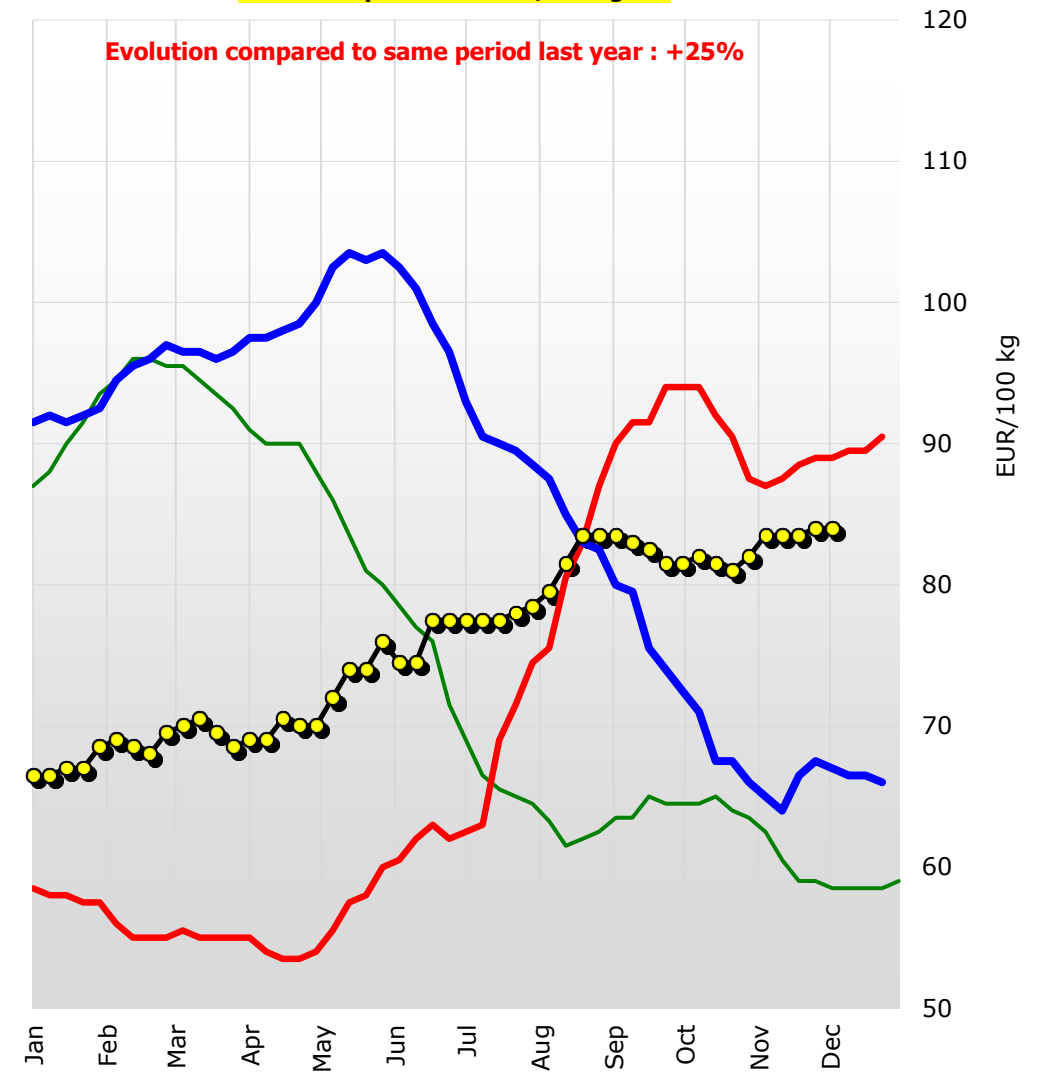


— 2015 — 2016 — 2017 —● 2018

Weekly EU WheyPowder Prices

Latest price : 84 EUR/100kg

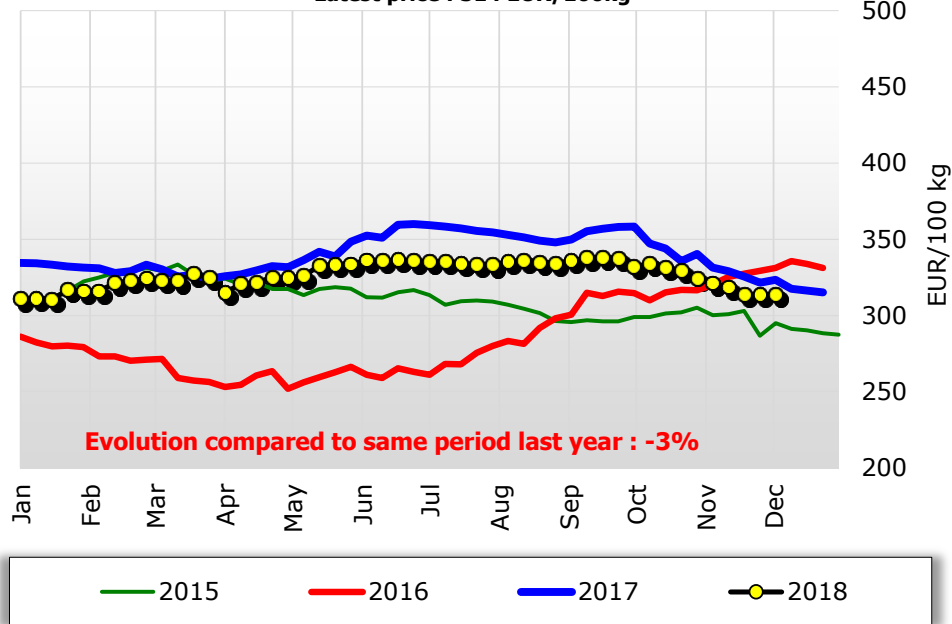
Evolution compared to same period last year : +25%



— 2015 — 2016 — 2017 —● 2018

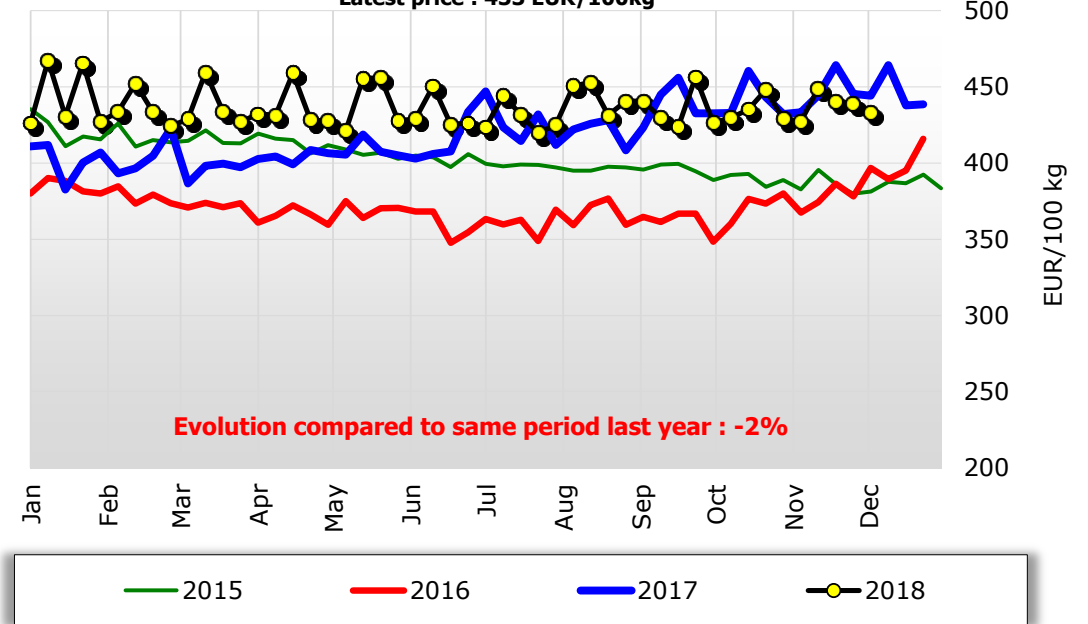
Weekly EU CHEDDAR Prices

Latest price : 314 EUR/100kg



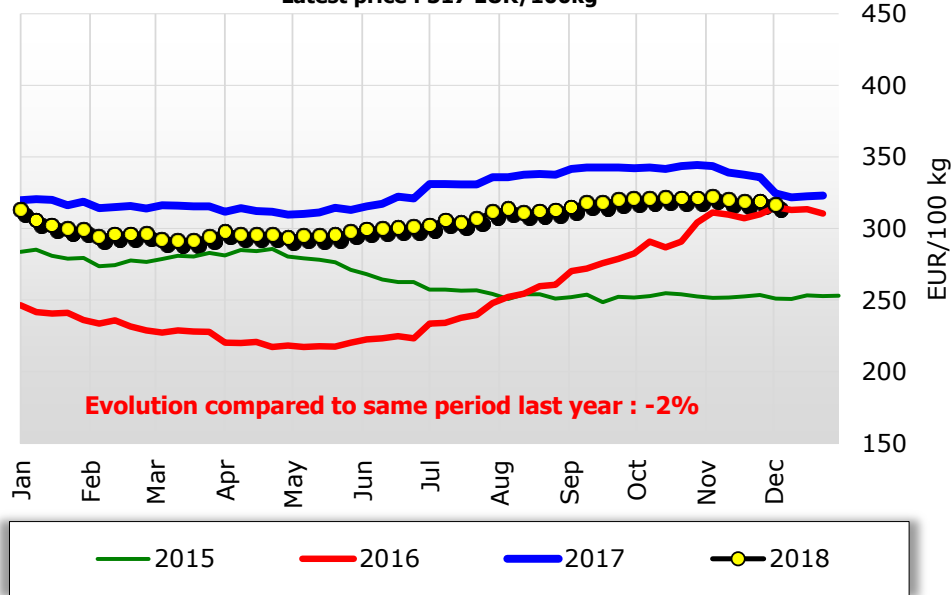
Weekly EU EMMENTAL Prices

Latest price : 433 EUR/100kg



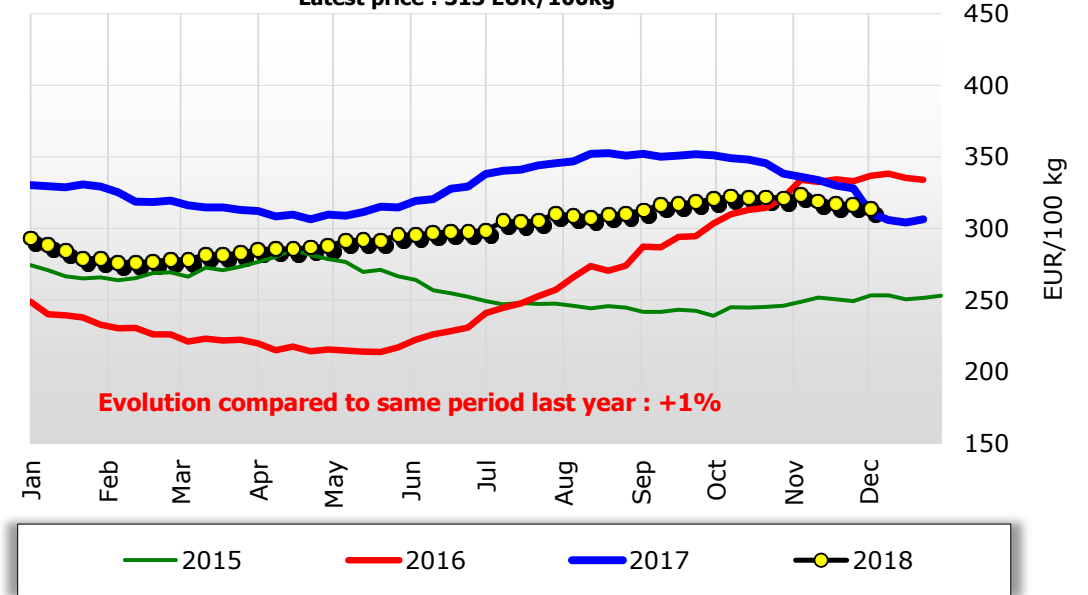
Weekly EU GOUDA Prices

Latest price : 317 EUR/100kg



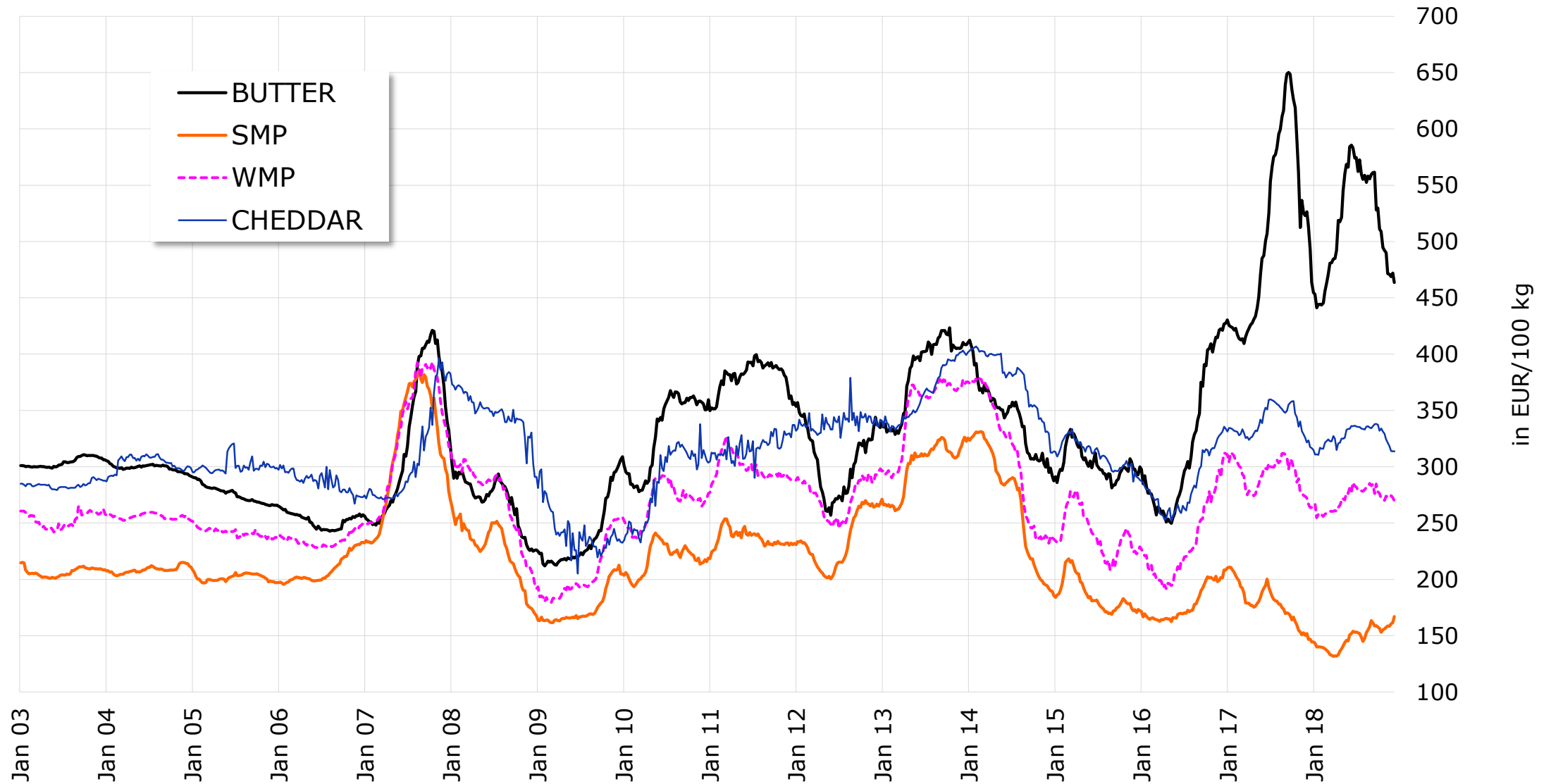
Weekly EU EDAM Prices

Latest price : 313 EUR/100kg



EU Dairy Quotations

(EU Average Prices based on MS communication and weighted by production)



Source: Regulation (EU) No 2017/1185 Article 11 - Annex I.7

EU Internal Market Prices of Dairy Products

Source: Regulation (EU) No 2017/1185 Article 11 - Annex I.7

BUTTER	SMP	WMP	CHEDDAR	EDAM	GOUDA	EMMENTAL	WHEYPOWDER
--------	-----	-----	---------	------	-------	----------	------------

Latest Quotations : week 49 ending 09/12/2018

in EUR/100 kg

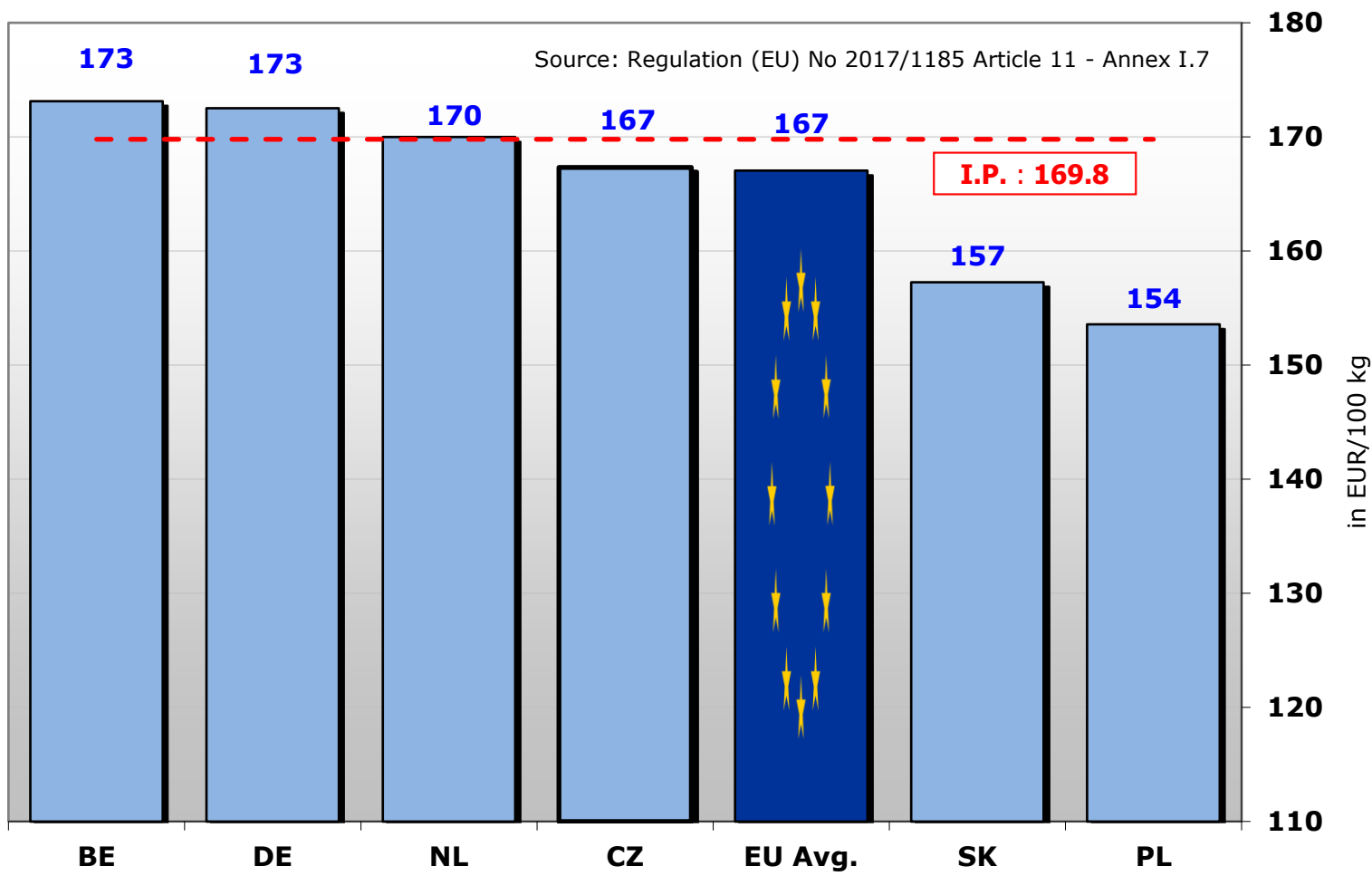
	464	167	270	314	313	317	433	84
% last week	- 1.8%	+ 3.4%	- 1.1%	nc	- 1.0%	- 0.7%	- 1.3%	nc
% year - 1	- 10%	+ 14%	+ 1%	- 3%	+ 1%	- 2%	- 2%	+ 25%

Week ending :

in EUR/100 kg

07/01/2018	453	143	267	311	293	313	426	67
14/01/2018	441	140	255	311	289	306	467	67
21/01/2018	444	140	258	310	284	302	431	67
28/01/2018	444	140	256	317	279	300	466	67
04/02/2018	444	140	257	316	279	299	427	69
11/02/2018	445	139	256	316	276	294	434	69
18/02/2018	456	139	258	321	276	296	452	69
25/02/2018	463	137	259	323	277	296	433	68
04/03/2018	470	136	259	324	278	296	424	70
11/03/2018	481	133	260	323	278	292	429	70
18/03/2018	481	133	260	322	282	292	460	71
25/03/2018	484	132	260	327	282	291	434	70
01/04/2018	485	132	261	325	283	294	427	69
08/04/2018	492	132	261	315	285	298	432	69
15/04/2018	519	133	264	321	286	296	431	69
22/04/2018	517	136	266	321	286	296	459	71
29/04/2018	521	138	270	325	287	296	428	70
06/05/2018	545	141	271	325	288	294	428	70
13/05/2018	560	144	271	326	292	295	421	72
20/05/2018	568	146	277	333	292	295	455	74
27/05/2018	566	145	276	333	292	295	456	74
03/06/2018	584	151	282	334	295	298	428	76
10/06/2018	586	152	278	336	296	300	429	75
17/06/2018	583	154	286	336	297	300	451	75
24/06/2018	574	153	283	336	298	301	425	78
01/07/2018	575	153	282	336	298	301	426	78
08/07/2018	562	153	279	335	299	302	424	78
15/07/2018	572	152	278	335	305	306	444	78
22/07/2018	560	149	279	334	304	304	432	78
29/07/2018	555	145	278	334	305	307	420	78
05/08/2018	559	148	280	333	310	311	425	79
12/08/2018	553	153	282	336	309	313	451	80
19/08/2018	558	155	282	336	308	311	453	82
26/08/2018	556	158	285	335	309	312	431	84
02/09/2018	559	163	283	334	310	313	441	84
09/09/2018	561	161	284	336	313	315	441	84
16/09/2018	562	159	276	338	316	318	430	83
23/09/2018	528	159	285	338	317	318	424	83
30/09/2018	530	158	278	337	319	320	456	82
07/10/2018	511	156	276	332	320	321	427	82
14/10/2018	509	153	272	334	323	321	430	82
21/10/2018	495	155	271	331	322	322	435	82
28/10/2018	492	156	270	329	322	321	448	81
04/11/2018	490	157	274	324	321	321	429	82
11/11/2018	471	159	273	321	324	322	427	84
18/11/2018	471	159	272	318	319	320	449	84
25/11/2018	469	160	274	314	317	318	440	84
02/12/2018	472	162	273	314	317	319	439	84
09/12/2018	464	167	270	314	313	317	433	84

EU S.M.P. Prices (up to 9.12.2018)



EU BUTTER Prices (up to 9.12.2018)

Source : Regulation (EU) No 2017/1185 Article 11 - Annex I.7

