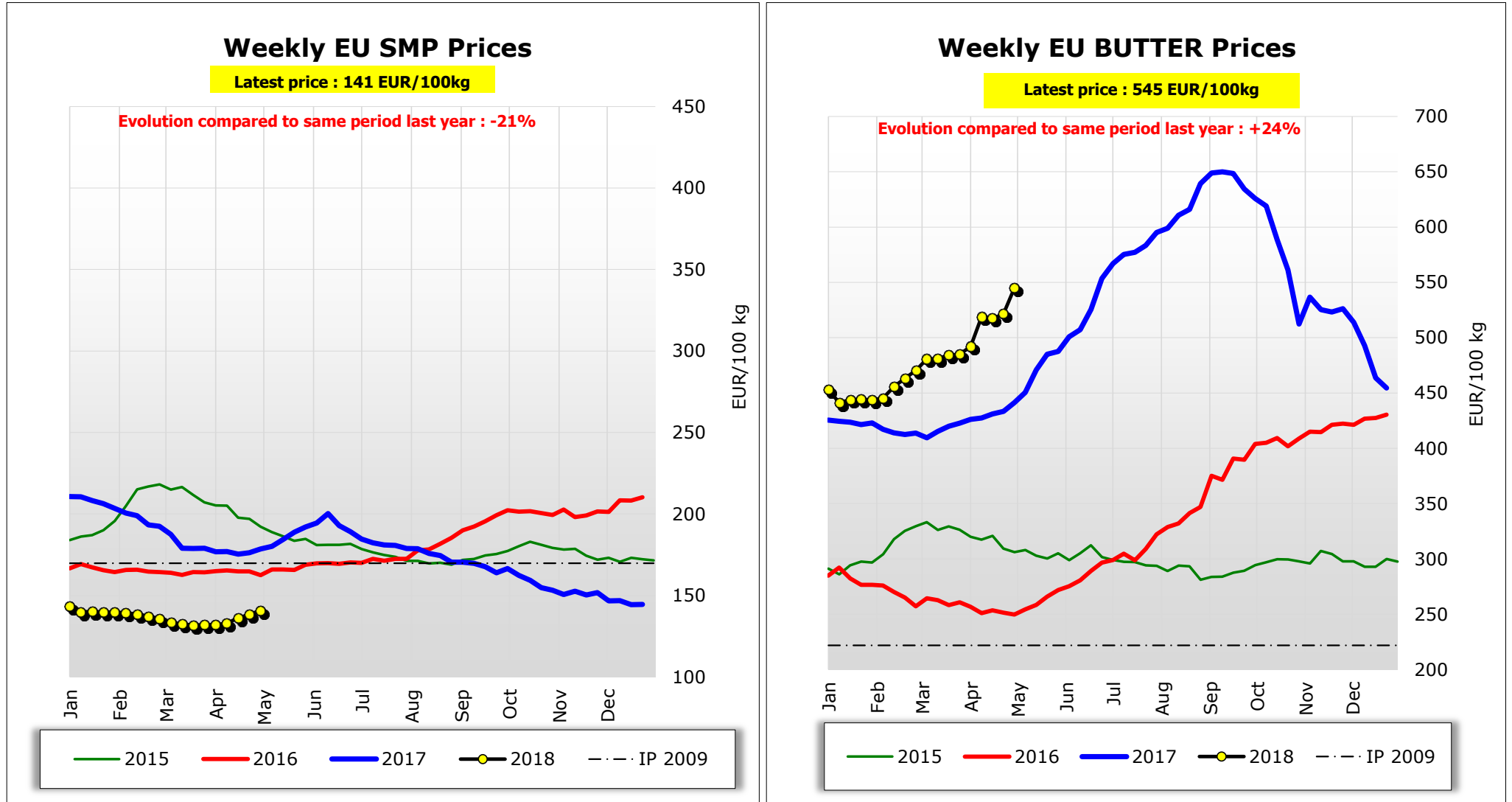


Prices of EU Dairy commodities

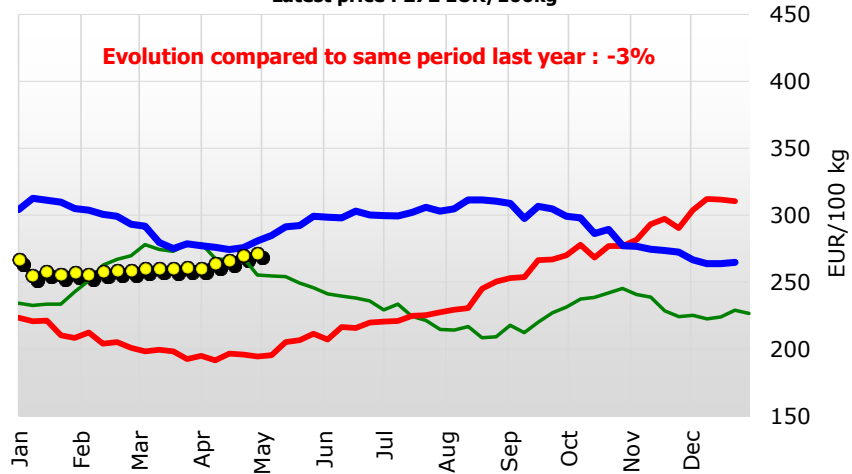
(Source: Regulation (EU) No 2017/1185 Article 11 - Annex I.7)



Weekly EU WMP Prices

Latest price : 272 EUR/100kg

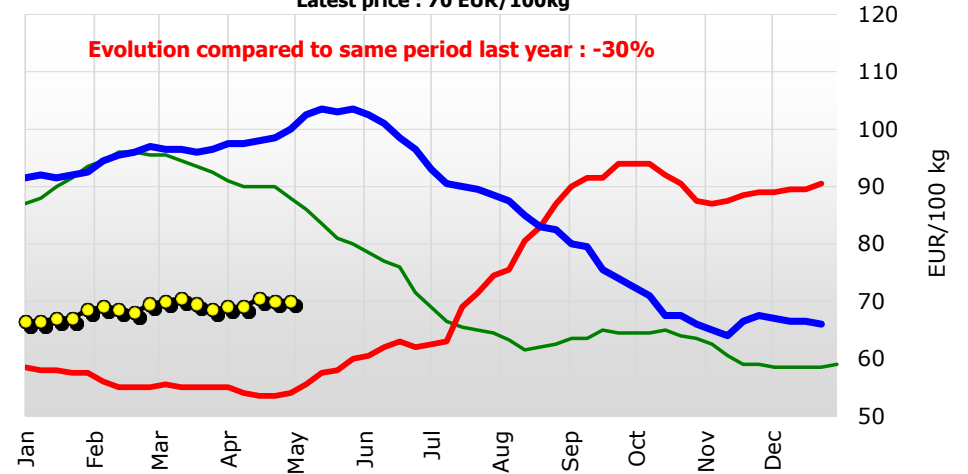
Evolution compared to same period last year : -3%



Weekly EU WheyPowder Prices

Latest price : 70 EUR/100kg


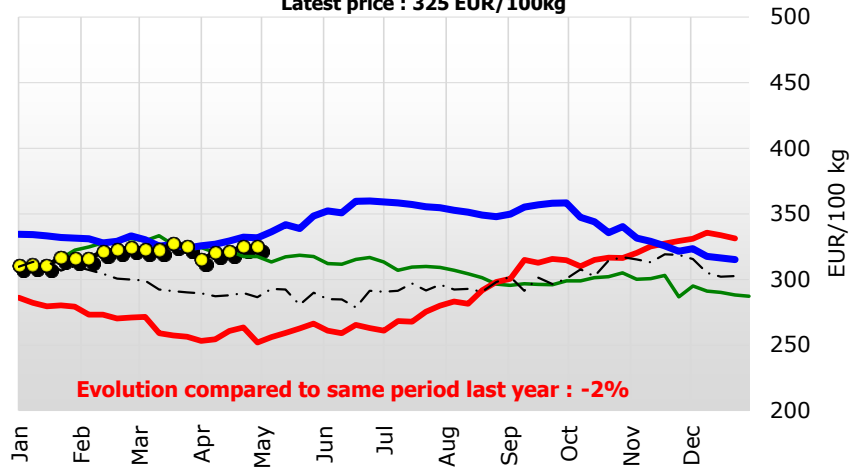
Evolution compared to same period last year : -30%



Weekly EU CHEDDAR Prices

Latest price : 325 EUR/100kg

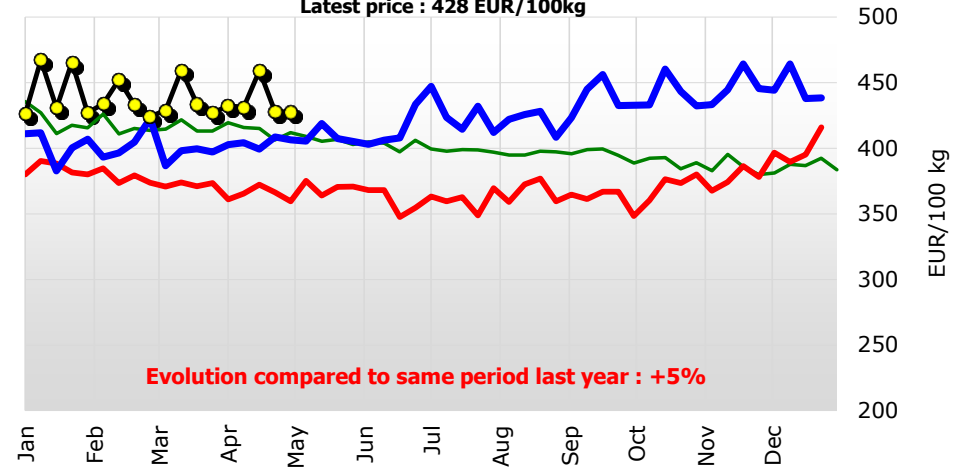
Evolution compared to same period last year : -2%



Weekly EU EMMENTAL Prices


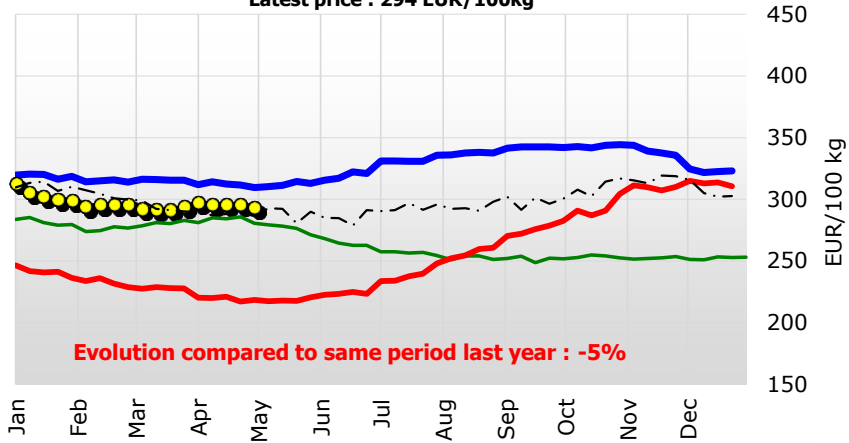
Latest price : 428 EUR/100kg

Evolution compared to same period last year : +5%



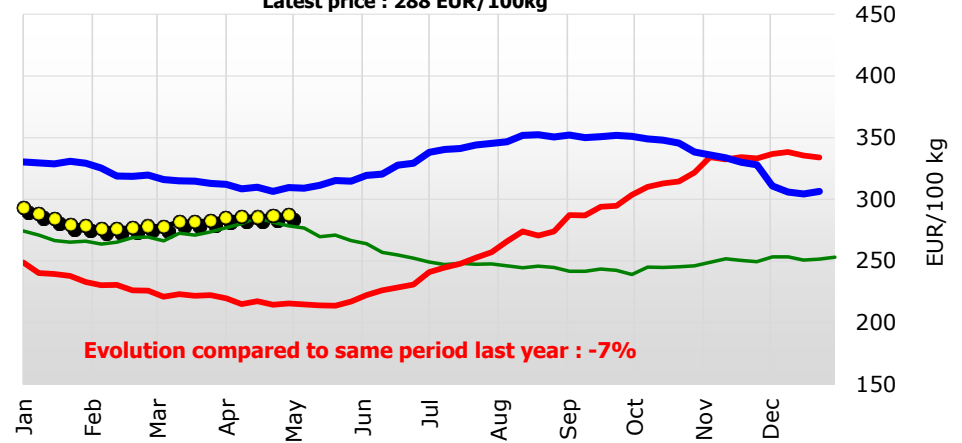
Weekly EU GOUDA Prices

Latest price : 294 EUR/100kg



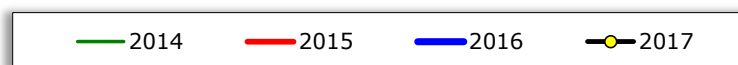
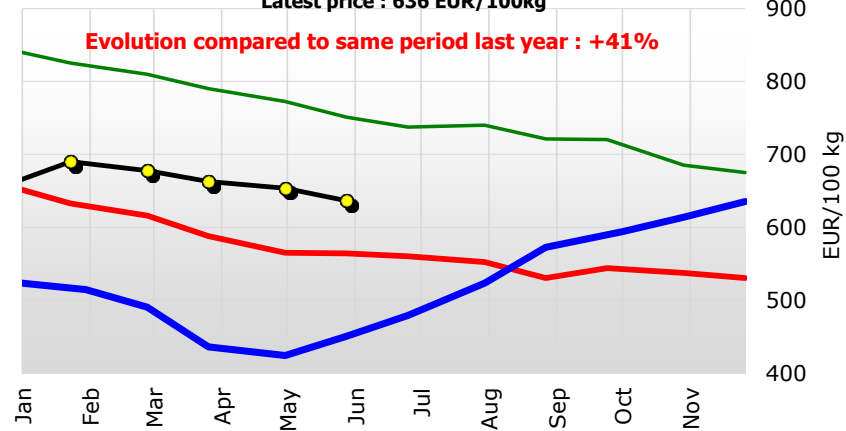
Weekly EU EDAM Prices

Latest price : 288 EUR/100kg



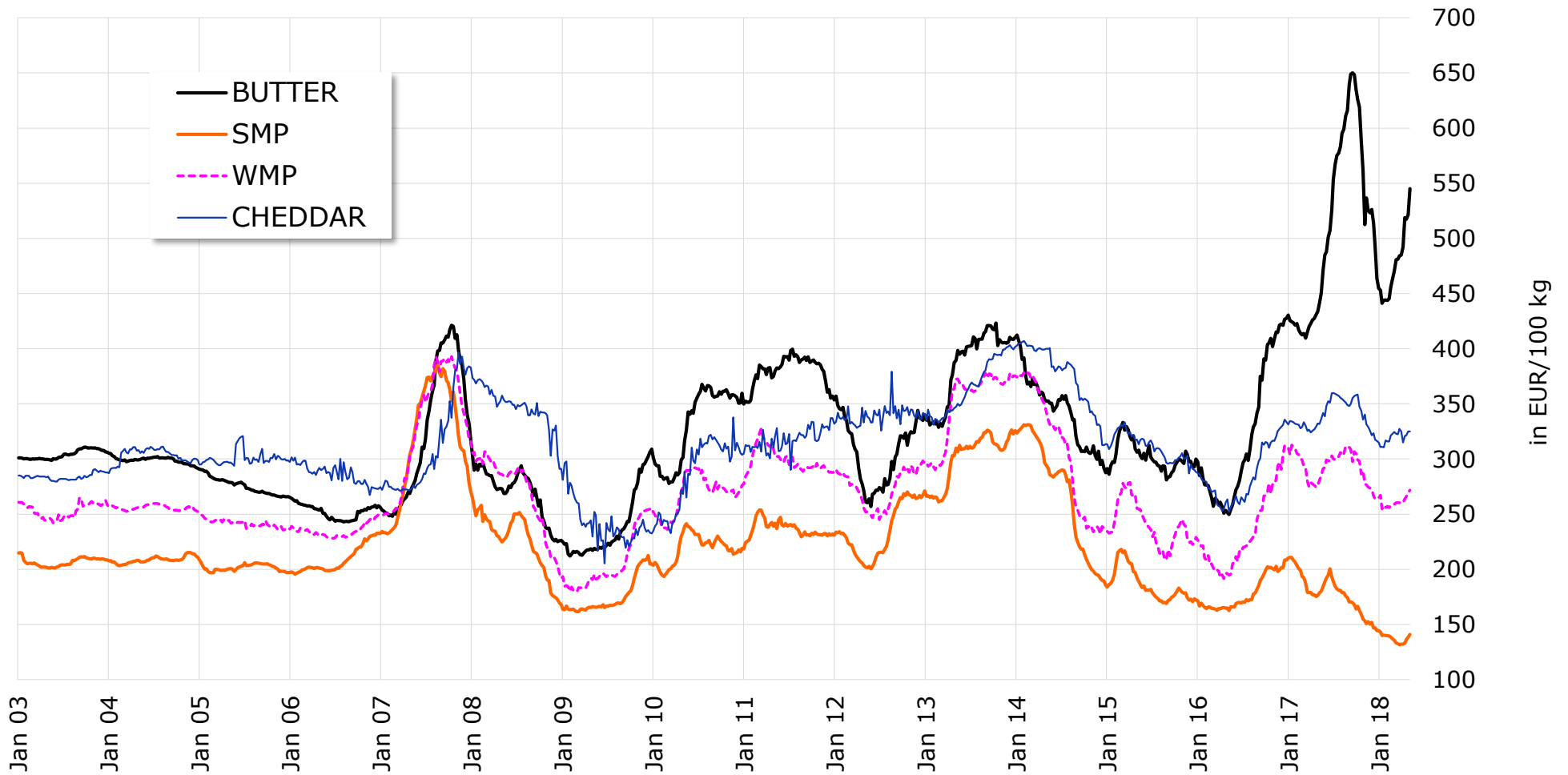
Monthly CASEIN Prices (Germany)

Latest price : 636 EUR/100kg



EU Dairy Quotations

(EU Average Prices based on MS communication and weighted by production)



Source: Regulation (EU) No 2017/1185 Article 11 - Annex I.7

EU Internal Market Prices of Dairy Products

Source: Regulation (EU) No 2017/1185 Article 11 - Annex I.7

BUTTER	SMP	WMP	CHEDDAR	EDAM	GOUDA	EMMENTAL	WHEYPOWDER
--------	-----	-----	---------	------	-------	----------	------------

Latest Quotations : week 18 ending 06/05/2018

in EUR/100 kg

	545	141	272	325	288	294	428	70
% last week	+ 4.5%	+ 1.8%	+ 0.7%	- 0.0%	+ 0.3%	- 0.7%	- 0.1%	nc
% year - 1	+ 24%	- 21%	- 3%	- 2%	- 7%	- 5%	+ 5%	- 30%

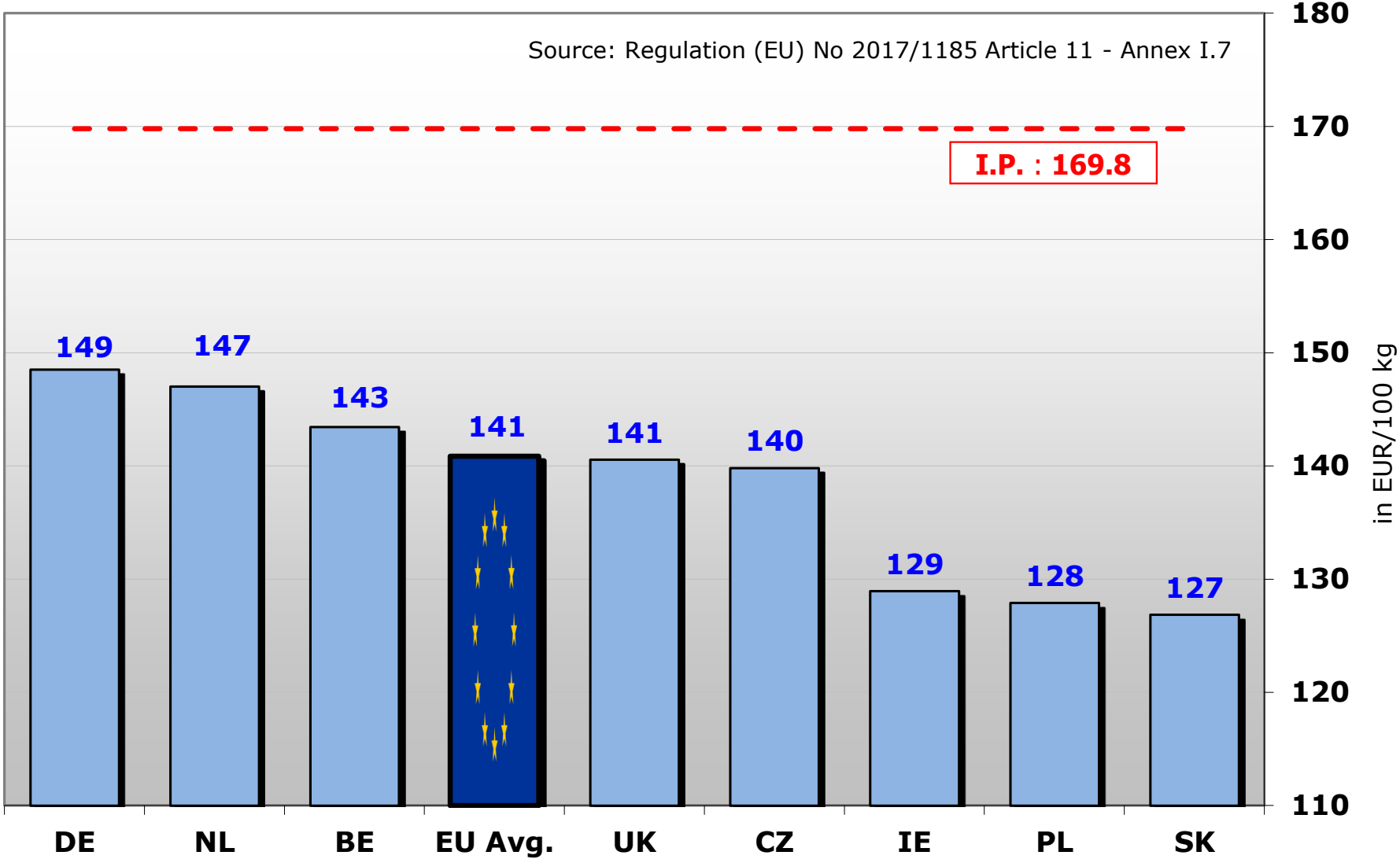
Week ending :

in EUR/100 kg

03/09/2017	639	170	311	348	351	337	408	83
10/09/2017	649	170	309	350	352	342	423	80
17/09/2017	650	170	298	355	350	342	445	80
24/09/2017	648	168	307	357	351	343	456	76
01/10/2017	635	164	305	358	352	343	433	74
08/10/2017	626	167	299	358	351	342	433	73
15/10/2017	619	162	298	347	349	343	433	71
22/10/2017	589	159	286	344	348	342	460	68
29/10/2017	561	155	289	336	346	344	443	68
05/11/2017	512	153	277	340	338	344	432	66
12/11/2017	537	151	277	331	336	344	433	65
19/11/2017	525	153	274	329	334	339	445	64
26/11/2017	523	150	274	326	330	338	464	67
03/12/2017	526	152	272	322	328	336	445	68
10/12/2017	514	147	267	323	311	324	444	67
17/12/2017	493	147	264	318	306	322	464	67
24/12/2017	464	144	264	316	304	323	438	67
31/12/2017	455	144	265	315	306	323	438	66
07/01/2018	453	143	267	311	293	313	426	67
14/01/2018	441	140	255	311	289	306	467	67
21/01/2018	444	140	258	310	284	302	431	67
28/01/2018	444	140	256	317	279	300	466	67
04/02/2018	444	140	257	316	279	299	427	69
11/02/2018	445	139	256	316	276	294	434	69
18/02/2018	456	139	258	321	276	296	452	69
25/02/2018	463	137	259	323	277	296	433	68
04/03/2018	470	136	259	324	278	296	424	70
11/03/2018	481	133	260	323	278	292	429	70
18/03/2018	481	133	260	322	282	292	460	71
25/03/2018	484	132	260	327	282	291	434	70
01/04/2018	485	132	261	325	283	294	427	69
08/04/2018	492	132	261	315	285	298	432	69
15/04/2018	519	133	264	321	286	296	431	69
22/04/2018	517	136	266	321	286	296	459	71
29/04/2018	521	138	270	325	287	296	428	70
06/05/2018	545	141	272	325	288	294	428	70

EU S.M.P. Prices (up to 6.05.2018)

Source: Regulation (EU) No 2017/1185 Article 11 - Annex I.7



EU BUTTER Prices (up to 6.05.2018)

Source : Regulation (EU) No 2017/1185 Article 11 - Annex I.7

