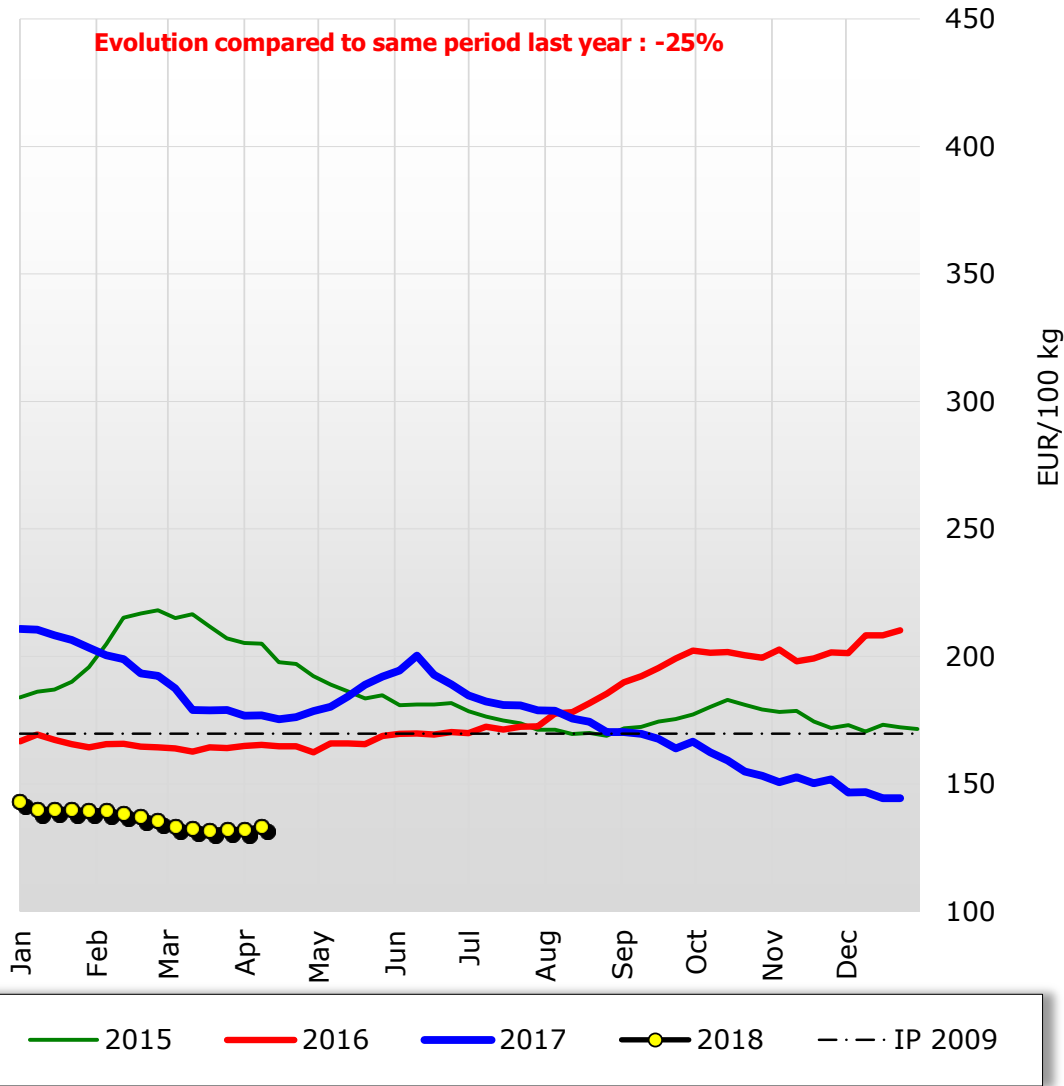


**Prices of EU Dairy commodities** (Source: Regulation (EU) No 2017/1185 Article 11 - Annex I.7)

**Weekly EU SMP Prices**

Latest price : 133 EUR/100kg

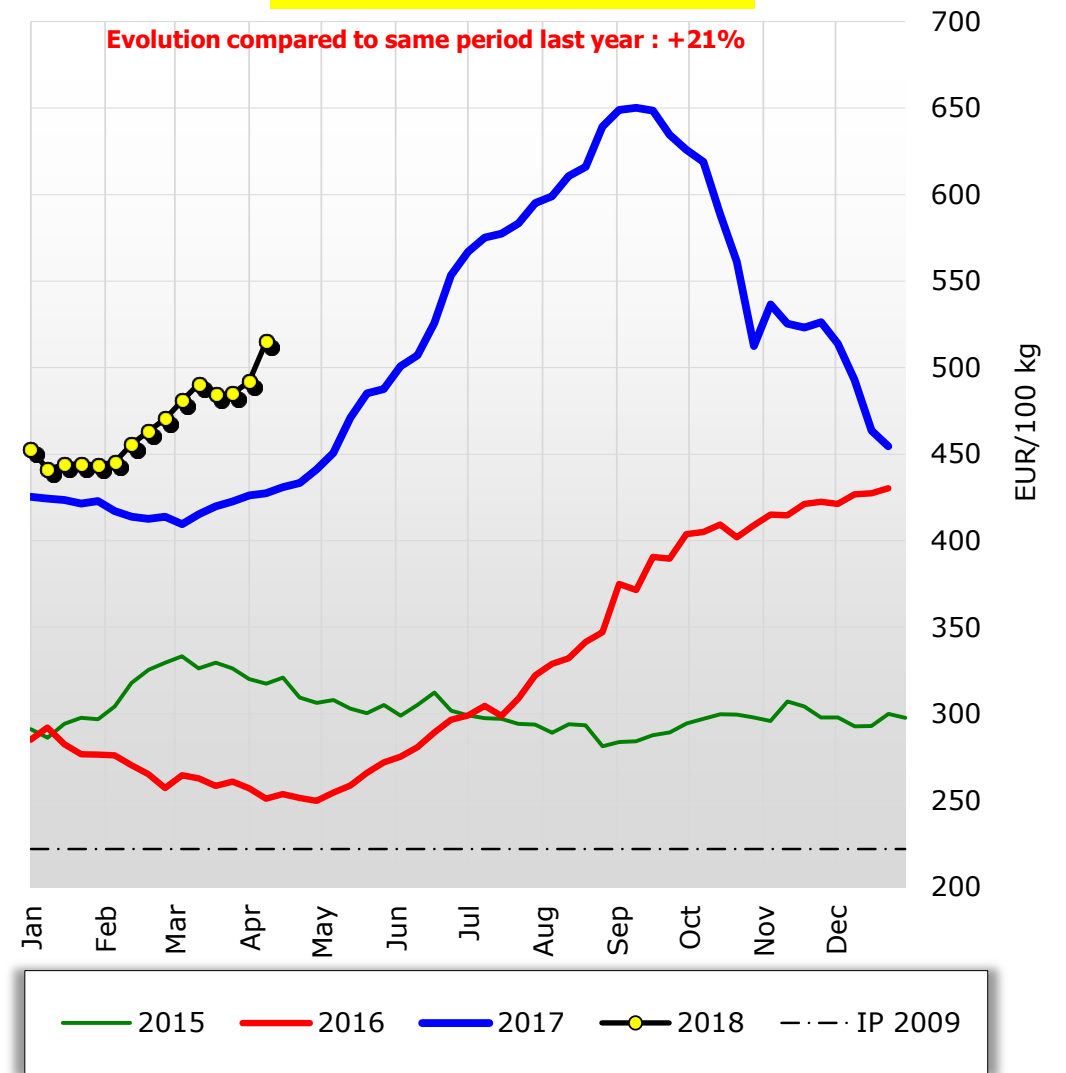
Evolution compared to same period last year : -25%



**Weekly EU BUTTER Prices**

Latest price : 515 EUR/100kg

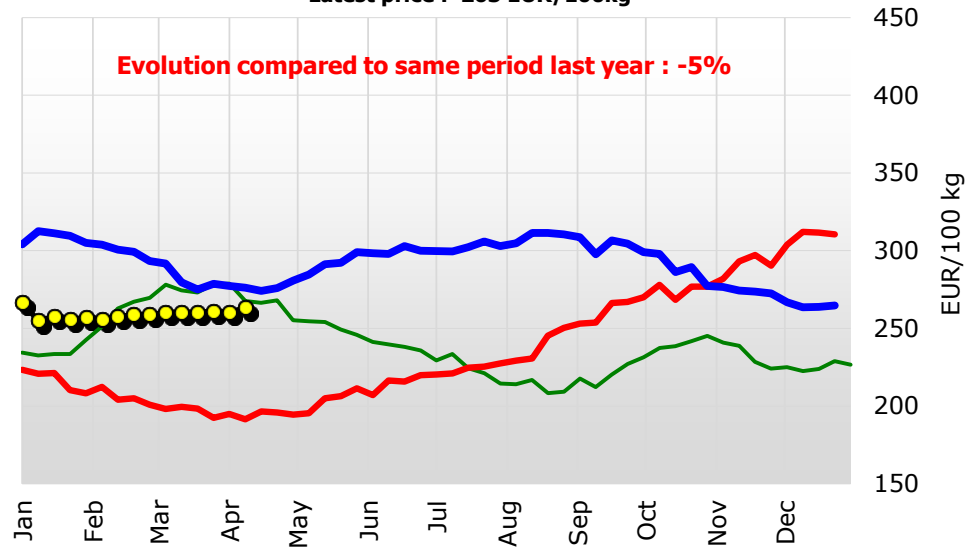
Evolution compared to same period last year : +21%



### Weekly EU WMP Prices

Latest price : 263 EUR/100kg

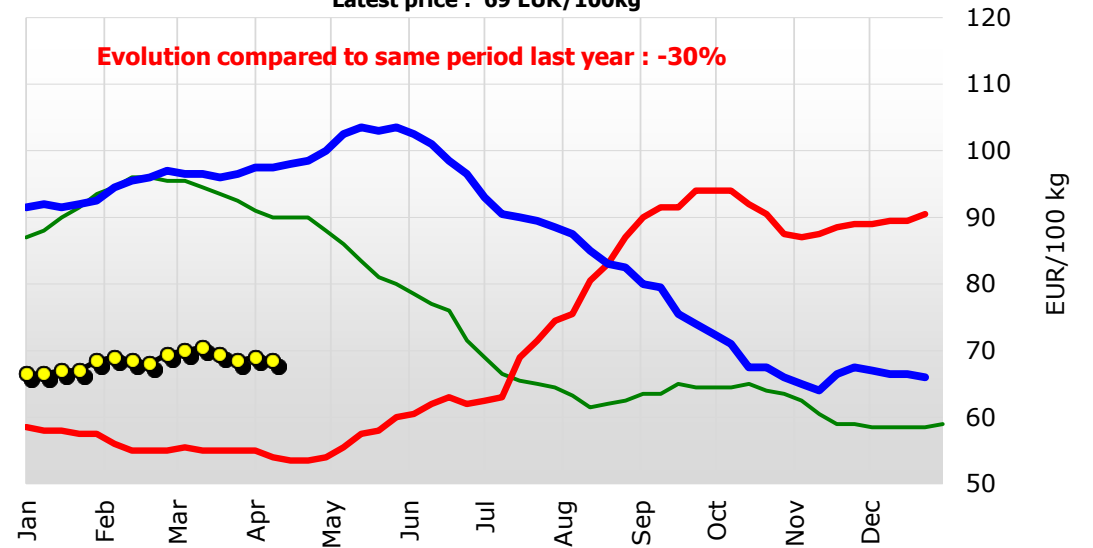
Evolution compared to same period last year : -5%



### Weekly EU WheyPowder Prices

Latest price : 69 EUR/100kg


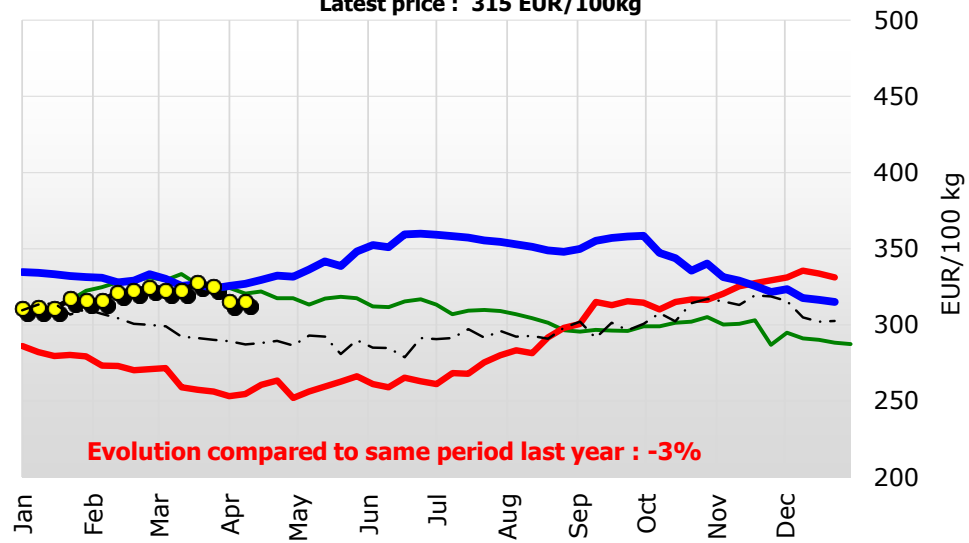
Evolution compared to same period last year : -30%



### Weekly EU CHEDDAR Prices

Latest price : 315 EUR/100kg

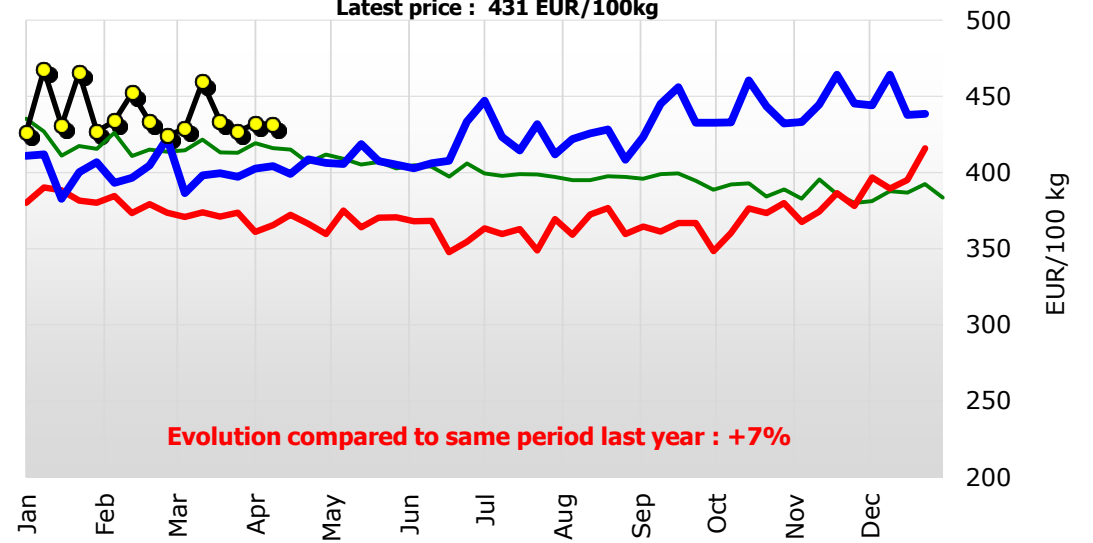
Evolution compared to same period last year : -3%



### Weekly EU EMMENTAL Prices

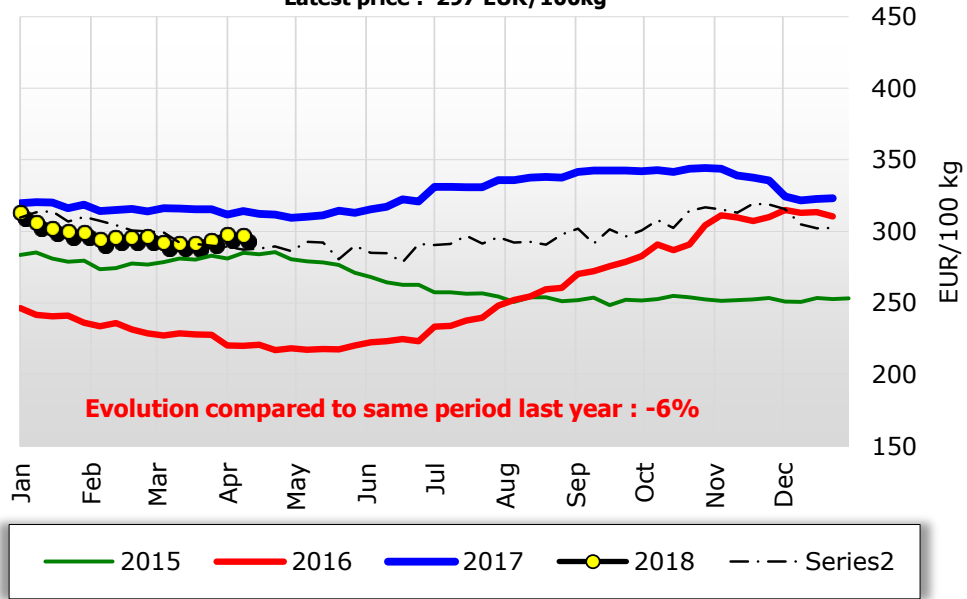
Latest price : 431 EUR/100kg

Evolution compared to same period last year : +7%



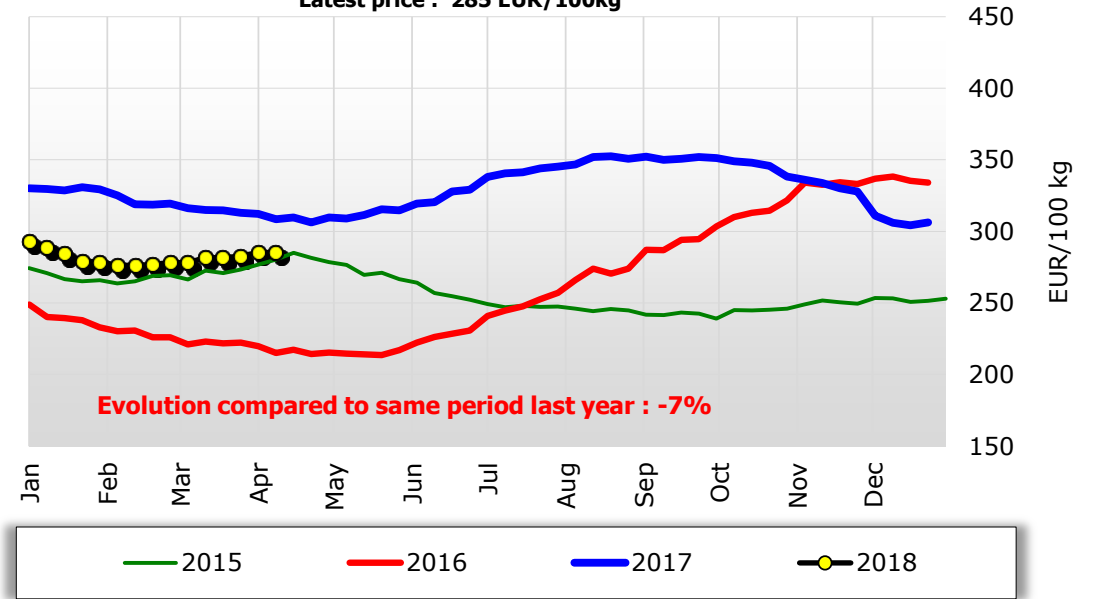
### Weekly EU GOUDA Prices

Latest price : 297 EUR/100kg



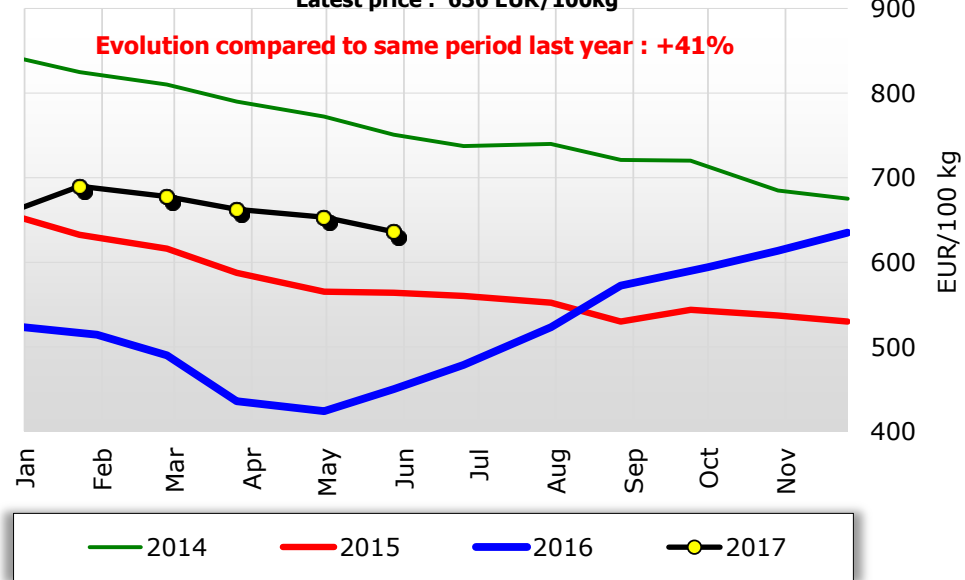
### Weekly EU EDAM Prices

Latest price : 285 EUR/100kg



### Monthly CASEIN Prices (Germany)

Latest price : 636 EUR/100kg



# EU Internal Market Prices of Dairy Products

Source: Regulation (EU) No 2017/1185 Article 11 - Annex I.7

BUTTER	SMP	WMP	CHEDDAR	EDAM	GOUDA	EMMENTAL	WHEYPowDER
--------	-----	-----	---------	------	-------	----------	------------

**Latest Quotations : week 15 ending 15/04/2018**

*in EUR/100 kg*

	515	133	263	315	285	297	431	69
% last week	+ 4.7%	+ 1.0%	+ 1.1%	+ 0.2%	+ 0.0%	- 0.2%	- 0.2%	- 0.7%
% year - 1	+ 21%	- 25%	- 5%	- 3%	- 8%	- 6%	+ 7%	- 30%

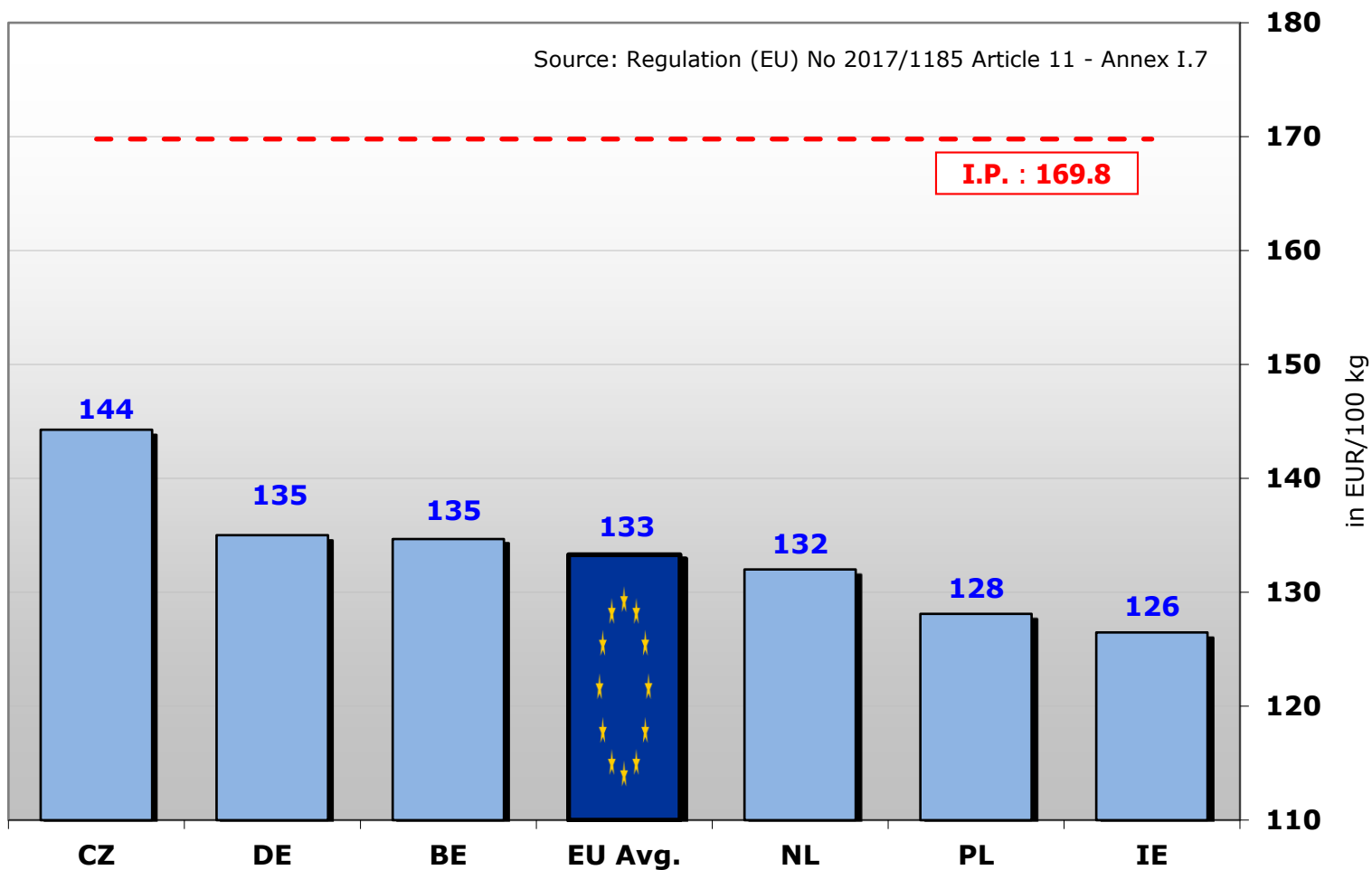
Week ending :

*in EUR/100 kg*

04/06/2017	488	192	299	348	315	313	405	104
11/06/2017	501	195	298	352	319	315	403	103
18/06/2017	507	200	298	351	320	317	406	101
25/06/2017	526	193	303	359	328	322	408	99
02/07/2017	553	189	300	360	329	321	434	97
09/07/2017	567	185	300	359	338	331	447	93
16/07/2017	575	182	300	358	340	331	423	91
23/07/2017	577	181	302	357	341	331	415	90
30/07/2017	583	181	306	356	344	331	432	90
06/08/2017	595	179	303	355	345	336	412	89
13/08/2017	599	179	305	353	347	336	422	88
20/08/2017	611	176	311	351	352	338	426	85
27/08/2017	616	174	312	349	352	338	428	83
03/09/2017	639	170	311	348	351	337	408	83
10/09/2017	649	170	309	350	352	342	423	80
17/09/2017	650	170	298	355	350	342	445	80
24/09/2017	648	168	307	357	351	343	456	76
01/10/2017	635	164	305	358	352	343	433	74
08/10/2017	626	167	299	358	351	342	433	73
15/10/2017	619	162	298	347	349	343	433	71
22/10/2017	589	159	286	344	348	342	460	68
29/10/2017	561	155	289	336	346	344	443	68
05/11/2017	512	153	277	340	338	344	432	66
12/11/2017	537	151	277	331	336	344	433	65
19/11/2017	525	153	274	329	334	339	445	64
26/11/2017	523	150	274	326	330	338	464	67
03/12/2017	526	152	272	322	328	336	445	68
10/12/2017	514	147	267	323	311	324	444	67
17/12/2017	493	147	264	318	306	322	464	67
24/12/2017	464	144	264	316	304	323	438	67
31/12/2017	455	144	265	315	306	323	438	66
07/01/2018	453	143	267	311	293	313	426	67
14/01/2018	441	140	255	311	289	306	467	67
21/01/2018	444	140	258	310	284	302	431	67
28/01/2018	444	140	256	317	279	300	466	67
04/02/2018	444	140	257	316	279	299	427	69
11/02/2018	445	139	256	316	276	294	434	69
18/02/2018	456	139	258	321	276	296	452	69
25/02/2018	463	137	259	323	277	296	433	68
04/03/2018	470	136	259	324	278	296	424	70
11/03/2018	481	133	260	323	278	292	429	70
18/03/2018	491	133	260	322	282	292	460	71
25/03/2018	484	132	260	327	282	291	434	70
01/04/2018	485	132	261	325	283	294	427	69
08/04/2018	492	132	261	315	285	298	432	69
15/04/2018	515	133	263	315	285	297	431	69

## EU S.M.P. Prices (up to 15.04.2018)

Source: Regulation (EU) No 2017/1185 Article 11 - Annex I.7



# EU BUTTER Prices (up to 15.04.2018)

Source : Regulation (EU) No 2017/1185 Article 11 - Annex I.7

