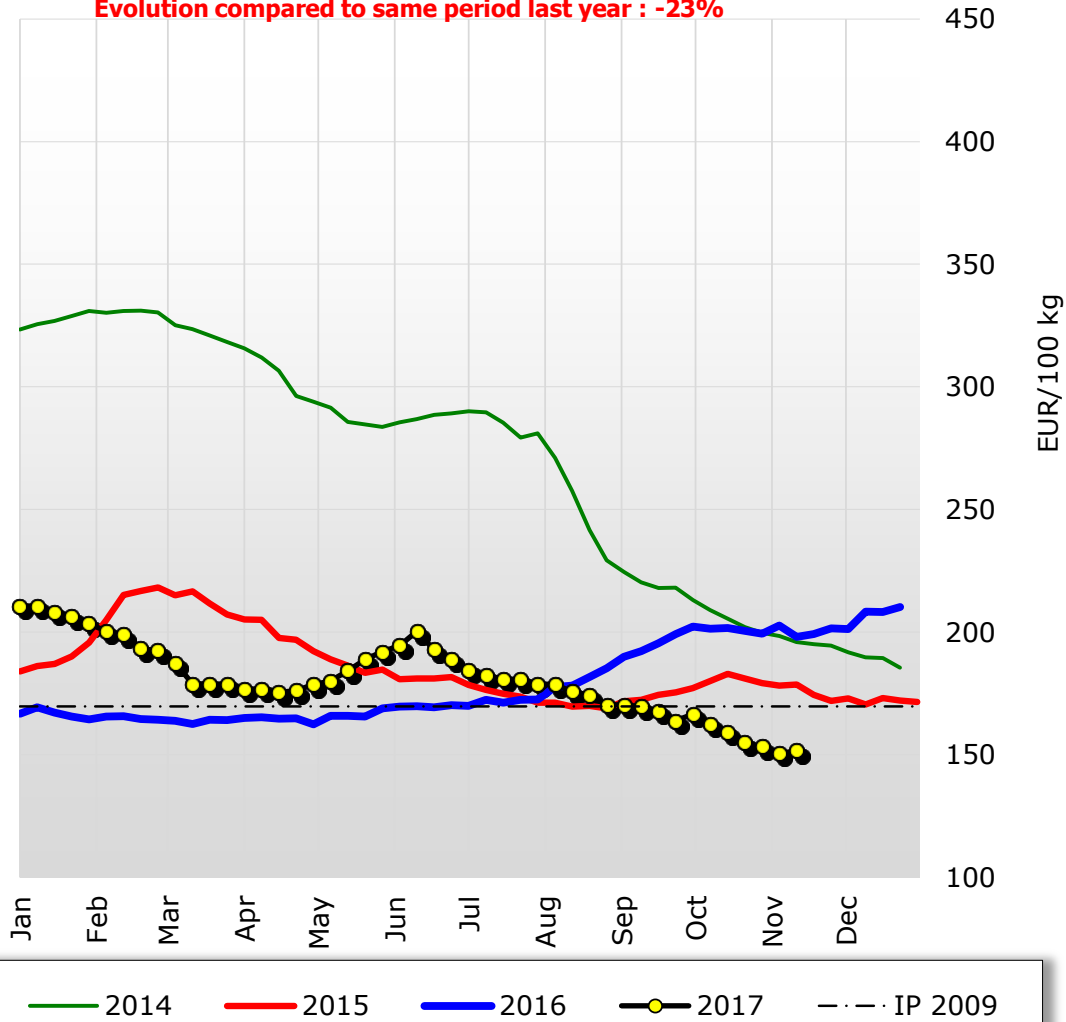


Prices of EU Dairy commodities (Source: Regulation (EU) No 2017/1185 Article 11 - Annex I.7)

Weekly EU SMP Prices

Latest price : 152 EUR/100kg

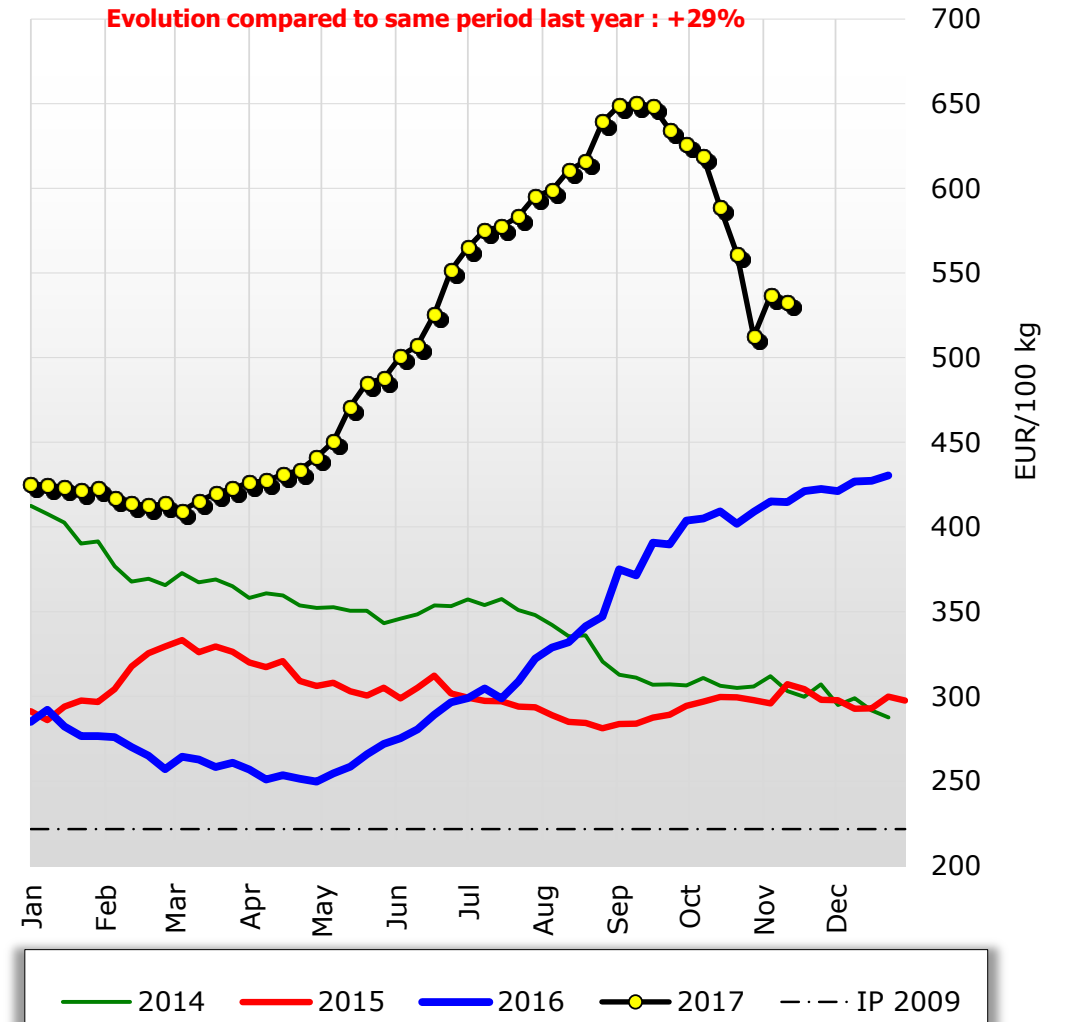
Evolution compared to same period last year : -23%



Weekly EU BUTTER Prices

Latest price : 533 EUR/100kg

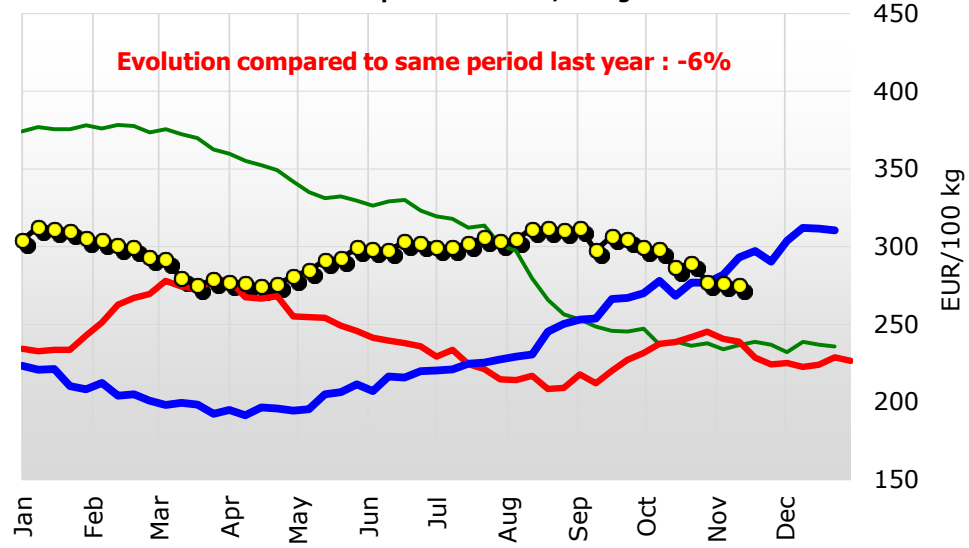
Evolution compared to same period last year : +29%



Weekly EU WMP Prices

Latest price : 275 EUR/100kg

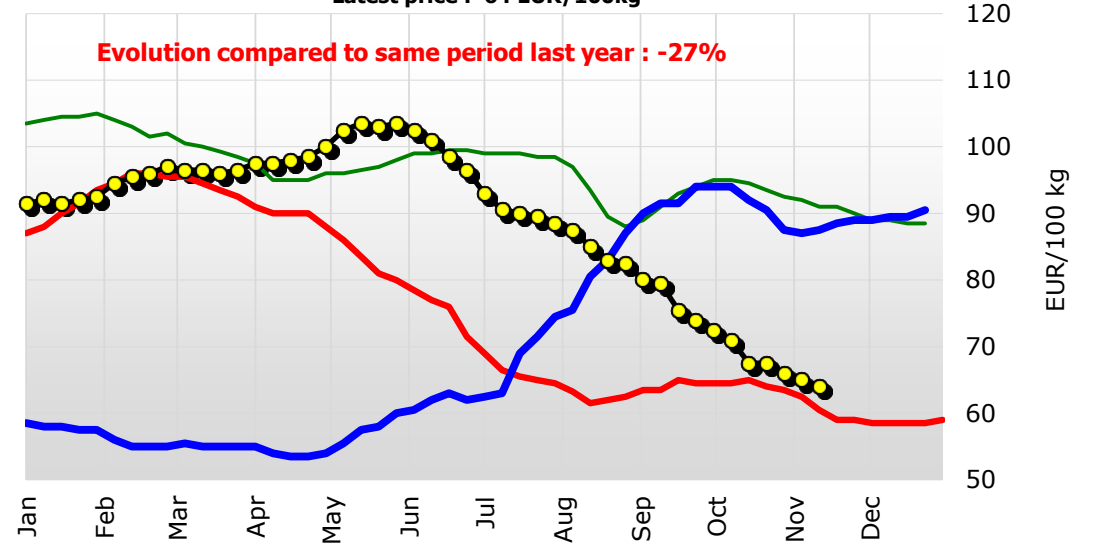
Evolution compared to same period last year : -6%



Weekly EU WheyPowder Prices

Latest price : 64 EUR/100kg


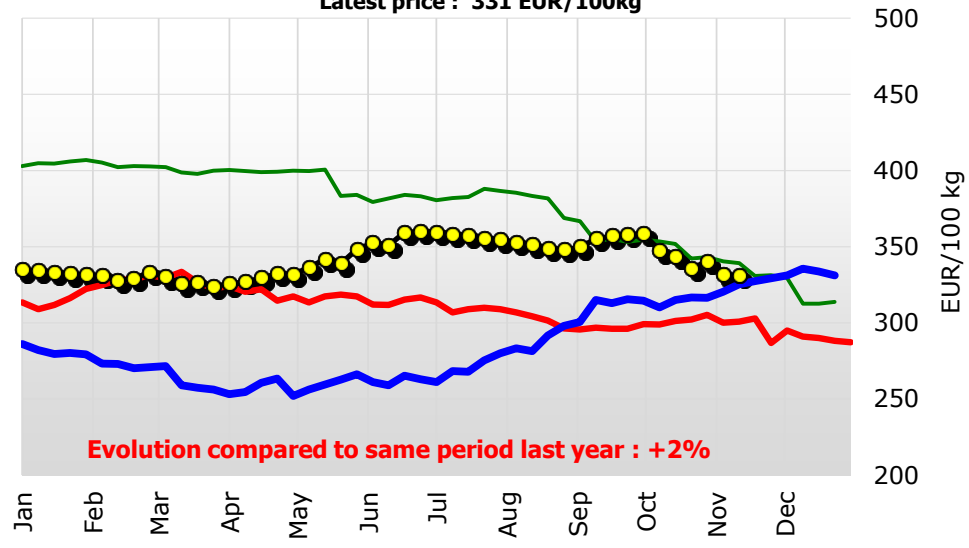
Evolution compared to same period last year : -27%



Weekly EU CHEDDAR Prices

Latest price : 331 EUR/100kg

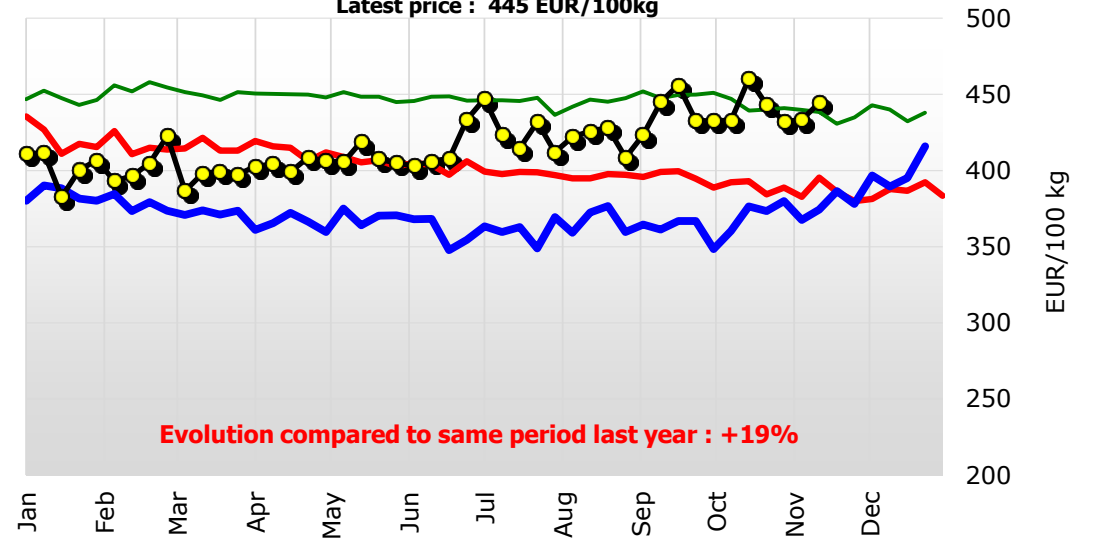
Evolution compared to same period last year : +2%



Weekly EU EMMENTAL Prices

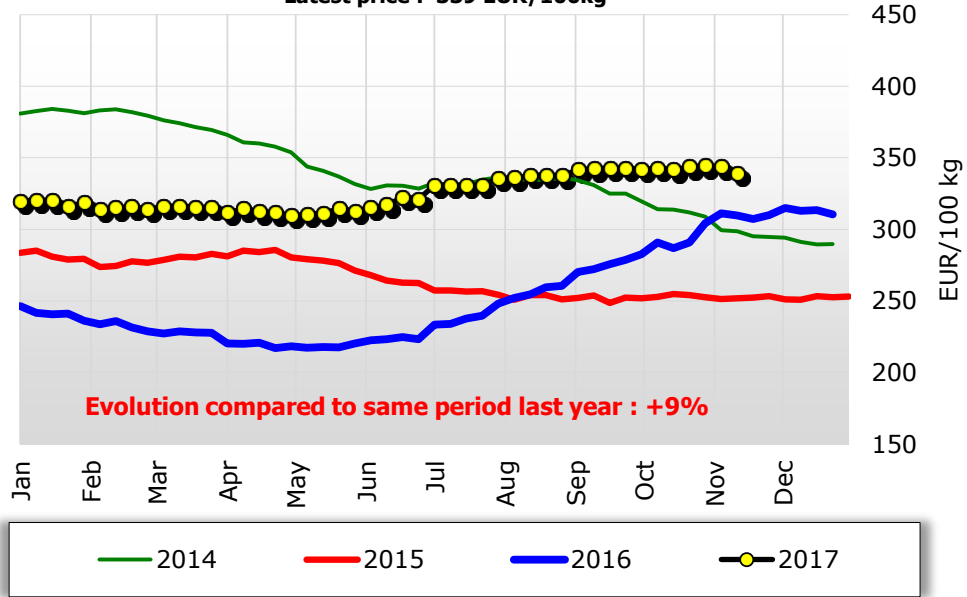
Latest price : 445 EUR/100kg

Evolution compared to same period last year : +19%



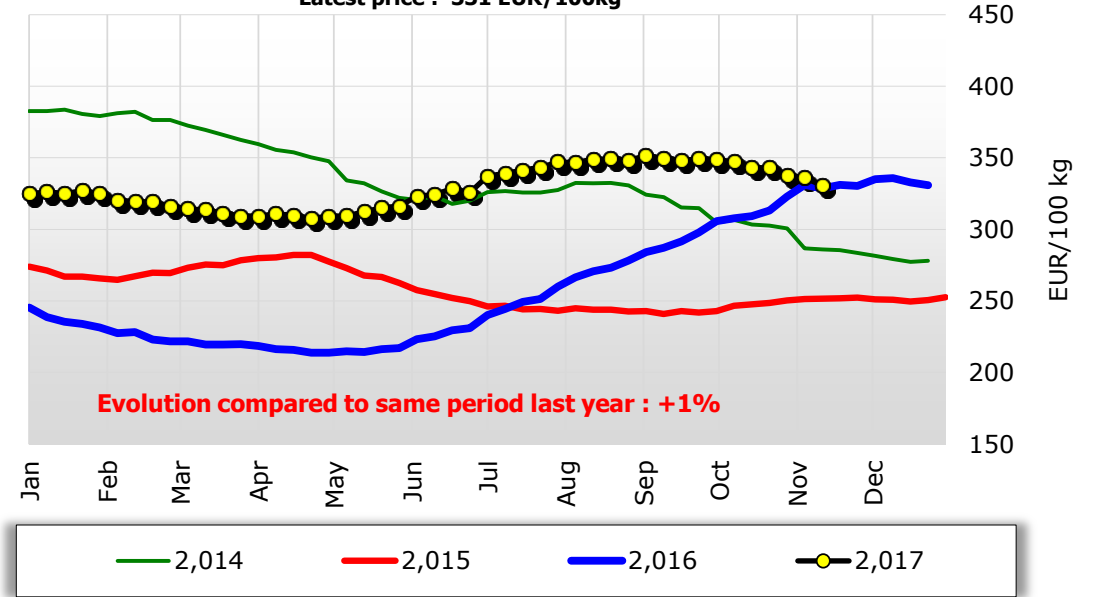
Weekly EU GOUDA Prices

Latest price : 339 EUR/100kg



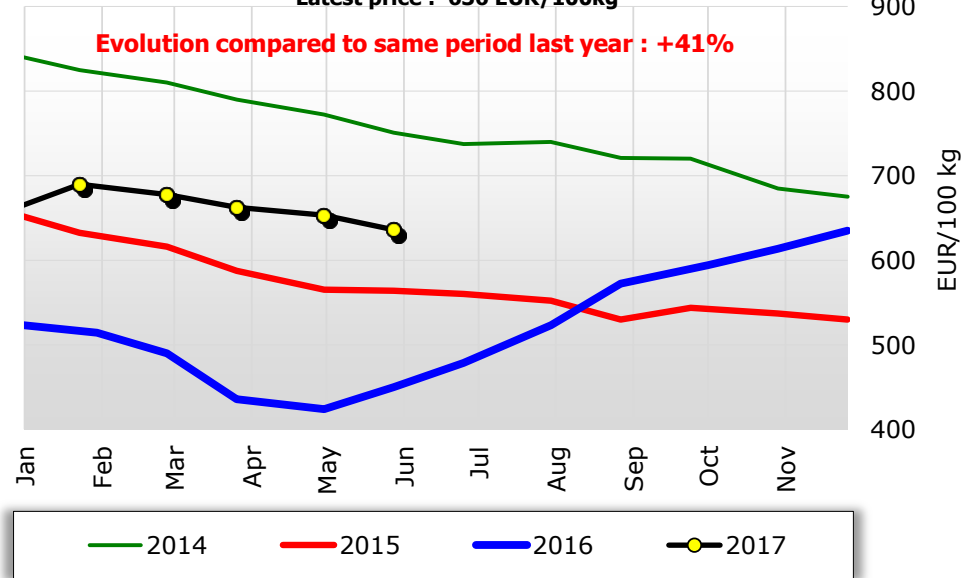
Weekly EU EDAM Prices

Latest price : 331 EUR/100kg



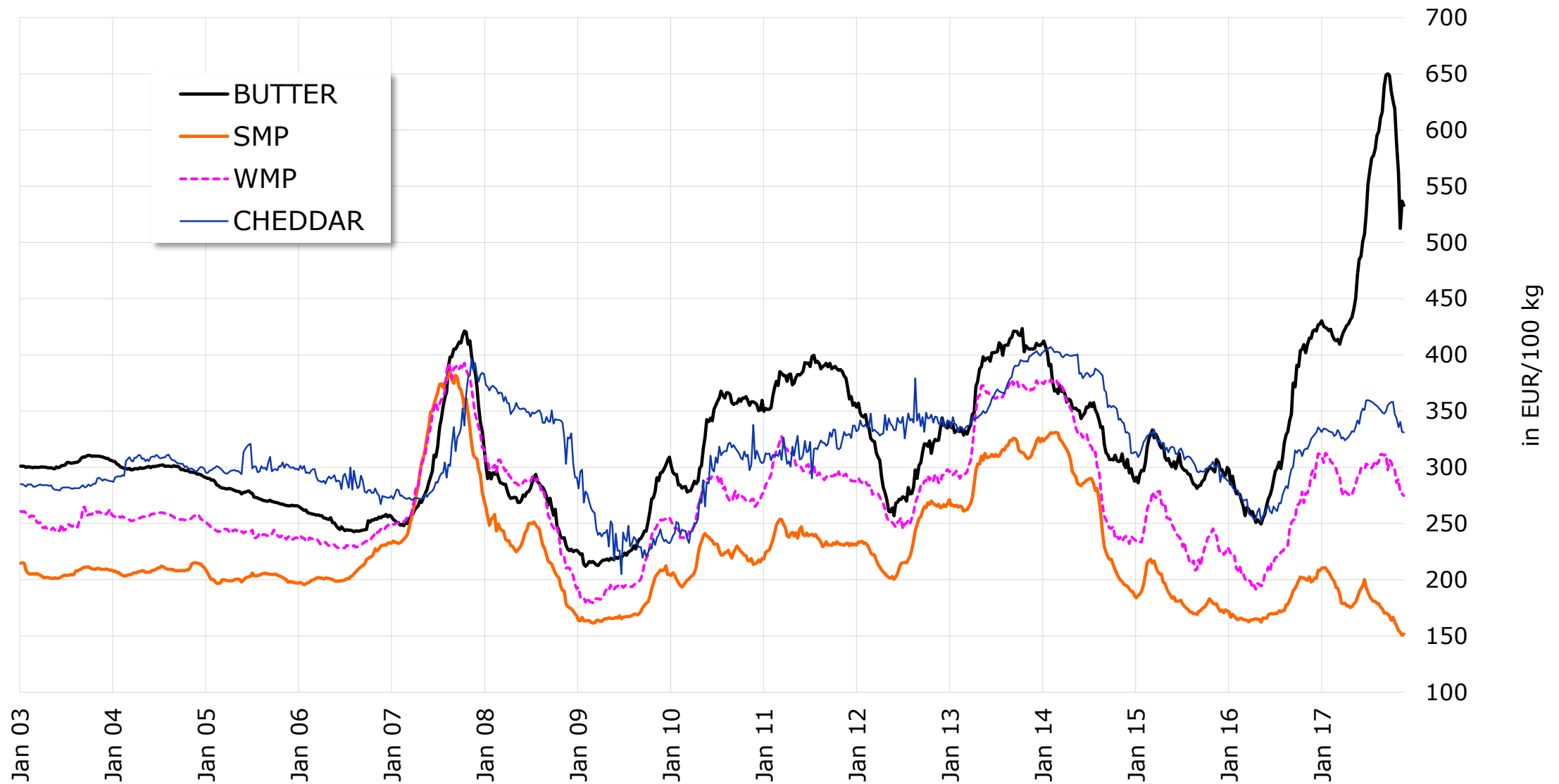
Monthly CASEIN Prices (Germany)

Latest price : 636 EUR/100kg



EU Dairy Quotations

(EU Average Prices based on MS communication and weighted by production)



Source: Regulation (EU) No 2017/1185 Article 11 - Annex I.7

EU Internal Market Prices of Dairy Products

Source: Regulation (EU) No 2017/1185 Article 11 - Annex I.7

BUTTER	SMP	WMP	CHEDDAR	EDAM	GOUDA	EMMENTAL	WHEYPowDER
--------	-----	-----	---------	------	-------	----------	------------

Latest Quotations : week 46 ending 19/11/2017

in EUR/100 kg

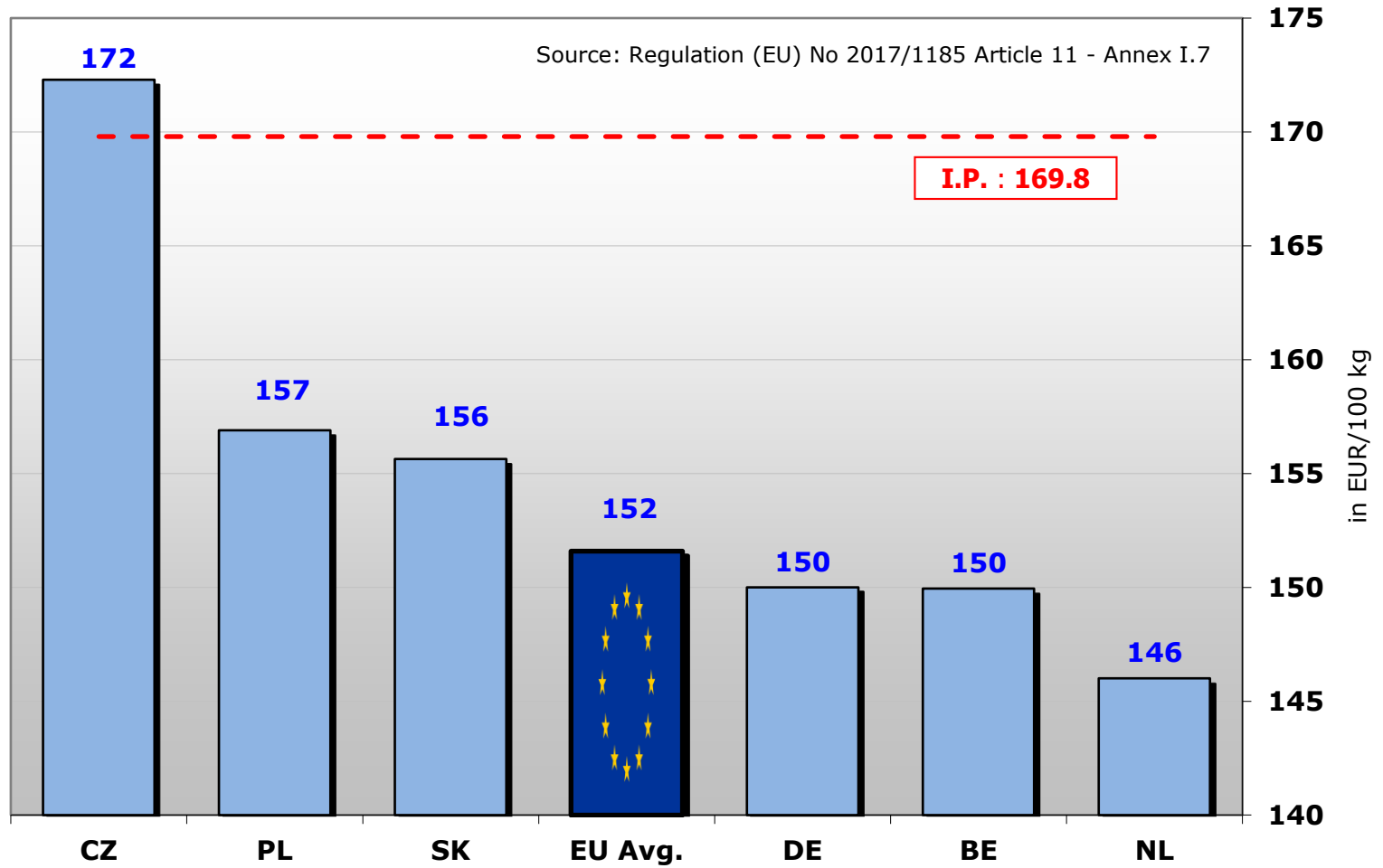
	533	152	275	331	331	339	445	64
% last week	- 0.7%	+ 0.6%	- 0.6%	- 0.1%	- 1.6%	- 1.3%	+ 2.6%	- 1.5%
% year - 1	+ 29%	- 23%	- 6%	+ 2%	+ 1%	+ 10%	+ 19%	- 27%

Week ending :

in EUR/100 kg

02/04/2017	423	179	279	324	309	316	397	97
09/04/2017	426	177	277	326	309	312	403	98
16/04/2017	427	177	276	327	311	314	404	98
23/04/2017	431	175	274	329	310	312	399	98
30/04/2017	433	176	276	332	308	312	409	99
07/05/2017	441	179	281	332	309	310	406	100
14/05/2017	451	180	285	336	310	310	406	103
21/05/2017	471	184	291	342	312	311	419	104
28/05/2017	485	189	292	339	315	314	407	103
04/06/2017	488	192	299	348	316	313	405	104
11/06/2017	501	195	298	352	323	315	403	103
18/06/2017	507	200	298	351	324	317	406	101
25/06/2017	526	193	303	359	328	322	408	99
02/07/2017	552	189	302	360	326	321	434	97
09/07/2017	565	185	300	359	337	331	447	93
16/07/2017	575	182	300	358	339	331	423	91
23/07/2017	577	181	302	357	341	331	415	90
30/07/2017	583	181	306	356	343	331	432	90
06/08/2017	595	179	303	355	347	336	412	89
13/08/2017	599	179	305	353	347	336	422	88
20/08/2017	611	176	311	351	349	338	426	85
27/08/2017	616	174	312	349	349	338	428	83
03/09/2017	639	170	311	348	348	337	408	83
10/09/2017	649	170	312	350	351	342	423	80
17/09/2017	650	170	298	355	350	342	445	80
24/09/2017	648	168	307	357	348	343	456	76
01/10/2017	635	164	305	358	349	343	433	74
08/10/2017	626	167	299	358	349	342	433	73
15/10/2017	619	162	298	347	347	343	433	71
22/10/2017	589	159	286	344	343	342	460	68
29/10/2017	561	155	289	336	343	344	443	68
05/11/2017	512	153	277	340	338	344	432	66
12/11/2017	537	151	277	331	336	344	433	65
19/11/2017	533	152	275	331	331	339	445	64

EU S.M.P. Prices (up to 19.11.2017)



EU BUTTER Prices (up to 19.11.2017)

Source : Regulation (EU) No 2017/1185 Article 11 - Annex I.7

